IJCRT.ORG ISSN : 2320-2882

INTERNATIONAL JOURNAL OF CREATIVE RESEARCH THOUGHTS (IJCRT)

An International Open Access, Peer-reviewed, Refereed Journal

Fluorenone: Structure, Reactivity Application & Emerging Direction.

[1]Raghavendra Saraiya, [2] Dr Khusbu Patel [3]Atul Wankhade

[1]Research Scholar,[2]Assistant Professor & HOD, [3]Vice President

[1,2]Department of Chemistry, Bhagwan Mahavir Centre for Advance research, Bhagwan Mahavir University, Surat, India

[3]Navin Fluorine International Ltd, Surat

Abstract:

Fluorenone, a polycyclic aromatic ketone, has emerged as a versatile and enduring scaffold in organic chemistry. Its rigid fluorene backbone coupled with an electrophilic carbonyl group imparts distinctive structural and electronic characteristics that underpin a broad spectrum of chemical reactivity. Classical transformations such as nucleophilic addition and redox processes coexist with photochemical pathways that exploit its strong absorption in the visible region, making fluorenone a uniquely adaptable molecule. These attributes have secured its role as a valuable intermediate in synthetic chemistry, a photocatalyst in radical and oxidative reactions, and a functional building block in pharmaceuticals and advanced materials. Practical applications range from dye and pigment synthesis to organic electronics, where its conjugated framework enhances charge transport and stability in OLEDs and photovoltaic devices. Recent advances underscore its potential in sustainable photocatalysis, metal-free organic transformations, and the development of functionalized derivatives with promising biological activity. Looking forward, emerging directions include integration into nanostructured systems, expansion into green chemistry, and exploration of fluorenone-based ligands in coordination chemistry. Collectively, these developments highlight fluorenone's evolution from a classical aromatic ketone into a multifunctional platform at the intersection of synthetic innovation, materials science, and sustainable technology.

Index Terms - Fluorenone, Antibacterial activity, OLED, Photovoltaic materials

I. INTRODUCTION

The identification of 9-Fluorenone is firmly established through its unique chemical structure and physical properties, which distinctly set it apart from other aromatic compounds. Chemically known as a derivative of fluorene, its molecular formula is $C_{13}H_8O$, and its systematic IUPAC name is 9H-fluoren-9-one. Structurally, it consists of two benzene rings connected through a central five-membered ring that features a ketone functional group at the 9-position[1]. This specific arrangement gives 9-Fluorenone its distinct character, leading to readily identifiable physical attributes, such as its appearance as bright yellow crystalline flakes. This coloration, arising from the extended conjugation of the carbonyl group with the aromatic rings, serves as an immediate visual indicator[2]. In a laboratory context, this visual characteristic, combined with its precise melting point of approximately 80-83°C, acts as a primary test for confirming its identity and initial purity. Furthermore, the molecular integrity of 9-Fluorenone is a measure of the structural stability defined by this conjugated system[3]. The molecule's integrity is maintained by the planar arrangement of its rings, allowing for electron delocalization that stabilizes the structure and explains its resistance to decomposition under standard conditions. This robust framework is why 9-Fluorenone is a common subject in organic chemistry experiments; the preservation of its core structure during reactions or its clear identification as a distinct product confirms that its molecular integrity has been maintained[4]. Thus, from its visual identification as a yellow solid to its confirmation via advanced spectroscopic methods like IR (which detects the characteristic carbonyl stretch) or NMR, the identity and integrity of 9-

Fluorenone are intrinsically linked. Its stable, conjugated molecular architecture ensures it remains an easily recognizable and reliably studied compound in chemical education and research[5].

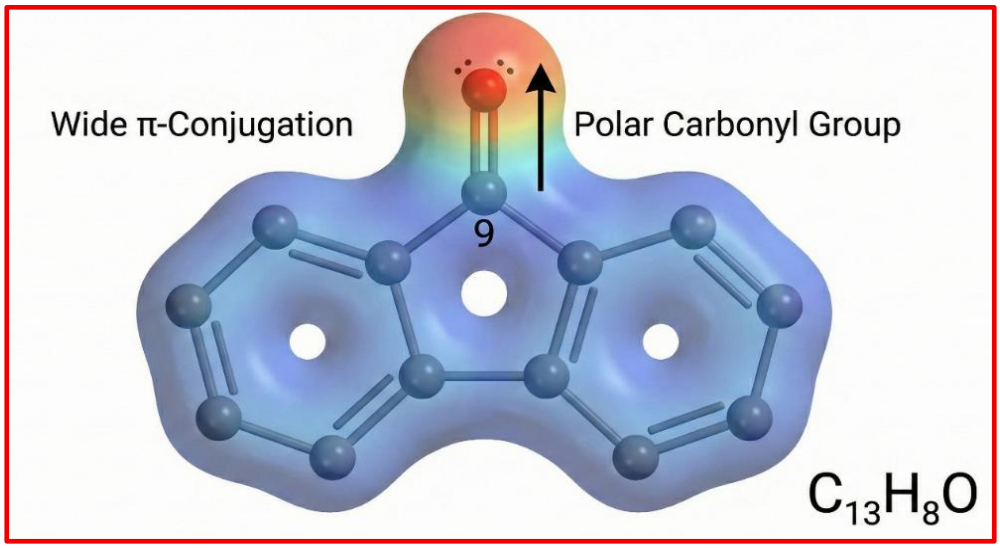

In comparison with non-polar polycyclic aromatic hydrocarbons (PAHs) like anthracene or pyrene, which exhibit significant hydrophobic properties and strong fluorescence, 9-fluorenone occupies a unique mechanistic space due to its distinct electronic structure[6]. The incorporation of the carbonyl group at the 9-position introduces a significant dipole moment, fundamentally altering its interaction with the environment[7]. The electron-withdrawing properties of the oxygen atom create a partial positive charge on the carbonyl carbon, modulating the molecule's overall electrical distribution. This polarization promotes specific intermolecular interactions that are absent in purely aromatic systems, including the ability to participate in hydrogen bonding as a hydrogen bond acceptor [9]. Furthermore, this electronic deficiency at the carbonyl carbon makes it a prime target for nucleophilic attack, enabling a wide range of addition reactions. Consequently, fluorenone serves as a complex and valuable molecular framework that effectively bridges the gap between simple aromatic hydrocarbons and reactive carbonyl-containing compounds, offering reactivity that neither class possesses alone[10].

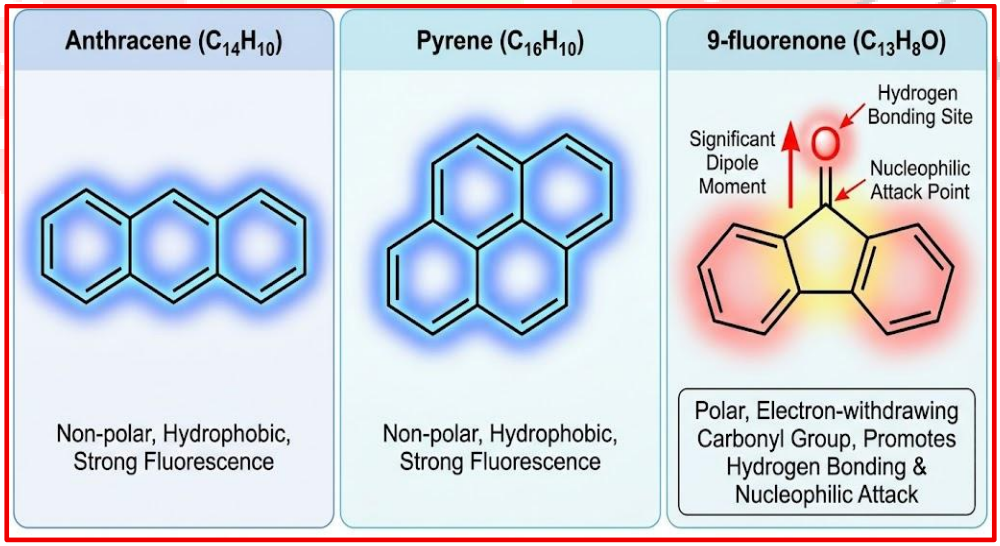

The historical journey of fluorenone began with its initial identification as an oxidation product of fluorene, a compound derived from coal tar. This origin places it within the classic era of organic chemistry, where the distillation and manipulation of coal-based feedstocks led to the discovery of countless aromatic compounds[11]. The early synthesis of fluorenone was achieved through relatively straightforward aerobic oxidation, a process that highlighted the reactivity of the methylene bridge in its parent hydrocarbon, fluorene. For much of its early history, fluorenone remained a compound of primarily academic interest, valued for its distinct yellow crystalline appearance and its place within the growing family of polycyclic aromatic ketones. Its formation and reactions provided fundamental insights into the behavior of conjugated carbonyl systems, setting the stage for its eventual transition from a laboratory curiosity to a compound with broader industrial relevance. The development of more controlled oxidation methods allowed for its production in larger quantities, paving the way for its utilization beyond simple chemical characterization[12].

In the contemporary landscape, fluorenone has emerged as a compound of immense importance across diverse scientific and industrial domains, far exceeding its origins as a simple oxidation product. Its molecular framework, which seamlessly integrates an aromatic system with a reactive carbonyl group, makes it an indispensable intermediate in organic synthesis. It serves as a key building block for a vast array of fine chemicals, pharmaceuticals, and agrochemicals. Specifically, fluorenone derivatives are explored for their biological activity, with applications being developed in the creation of antimalarial drugs, as well as anticancer and antiviral agents[13]. Beyond the pharmaceutical realm, its influence is strongly felt in materials science. Fluorenone is incorporated into polymers to enhance their thermal stability and mechanical strength, and it is a crucial component in the production of functional polymers and advanced resins. Its photochemical properties have also made it valuable in the development of fluorescent dyes for biological imaging and in electrochemical applications, such as enhancing the sensitivity of sensors[14]. This remarkable versatility, from a coal tar derivative to a cornerstone of modern materials and medicinal chemistry, underscores the enduring and expanding contemporary importance of fluorenone[15].

The scope of this review is to provide a comprehensive and critical examination of fluorenone chemistry, bridging its fundamental molecular properties with its advanced applications in materials science, sensing, and therapeutics. This work aims to move beyond a traditional cataloguing of reactions and instead focuses on the intrinsic structure property relationships that define fluorenone's versatility as a molecular platform[16]. The scope explicitly encompasses the electronic origins of its photophysical behavior, the rational design of its derivatives through modern synthetic methodologies, and its integration into functional devices and biologically active frameworks. To maintain a sharp focus on fundamental chemistry and applied research, sections pertaining to peripheral industrial housekeeping have been deliberately omitted, while relevant industrial applications have been seamlessly woven into the discussions on electronics and bio-applications to enhance narrative coherence and flow[17].

The primary objective of this review is to elucidate how the unique molecular architecture of fluorenone specifically its conjugated bicyclic system and the electron-withdrawing carbonyl group at the 9-position governs its characteristic reactivity and functionality. We aim to systematically map the impact of various substituents on the modulation of frontier molecular orbitals and, by extension, on the material's resulting photophysical and chemical performance. A further key objective is to critically assess the evolution of synthetic methodologies applied to this scaffold, tracing the progression from traditional oxidation pathways to modern green chemistry approaches and late-stage functionalization strategies. Throughout this assessment, emphasis is placed on the critical parameters of scalability and reproducibility[18]. By consistently correlating spectroscopic and analytical data with functional performance whether in organic electronic device efficiency, molecular sensing capability, or biological activity this review seeks to distil the core design principles that will inform and inspire future innovations within the field[19].

The organization of this review is structured to guide the reader logically from foundational concepts to complex, application-driven discussions. The initial sections establish the fundamental molecular structure and electronic features of fluorenone, including a dedicated exploration of the critical role that structure property relationships play in dictating its behavior. This is followed by a detailed account of the evolution of synthesis methodologies, incorporating critical analyses of modern techniques, green chemistry considerations, and the factors influencing scalability and reproducibility in fluorenone preparation[20]. Subsequently, an analytical evaluation of the compound is presented, focusing on correlating spectroscopic signatures with material performance across different physical states[21]. The core photophysical behavior is then explored in depth, with an emphasis on excited-state pathways and the profound influence of molecular structure and substitution patterns on these phenomena. Subsequent sections translate these intrinsic properties into practical applications, covering the role of fluorenone in organic electronics, its behavior in supramolecular interactions and chemical sensing, and its expanding therapeutic potential[22]. A comparative analysis follows, mapping the synthetic interconversion of various derivatives to highlight the accessible chemical space surrounding the fluorenone core. Finally, the review addresses current knowledge gaps and persistent challenges within the field, concluding with a forward-looking perspective on emerging trends and future directions for continued exploration of this versatile and enduring molecular platform[23].

II. MOLECULAR STRUCTURE AND ELECTRONIC STRUCTURE

A. Fundamental Structure

A Fused Tricyclic Foundation containing the Center Ketones Fluorenone comprises a stiff tri structure consisting of a pair of Aromatic rings interconnected by a five-membered ring that features the carbonyl group at the 9-position. This configuration mandates structural symmetry, facilitating substantial π-electron distribution throughout the structure. A carbonyl group is not only structural; it possesses significant electron- withdrawing properties, resulting in a persistent dipole effect and converting the hydrocarbon framework into an effective electron acceptor. The structure's stiffness reduces resonance energy dissipation, leading to distinct optical characteristics. Moreover, the flat configuration facilitates π–π layering interactions in a solid state, which is essential for charge transfer in organic semiconductors. The amalgamation of these characteristics renders fluorenone a quintessential n-type component in organic electronics[24].

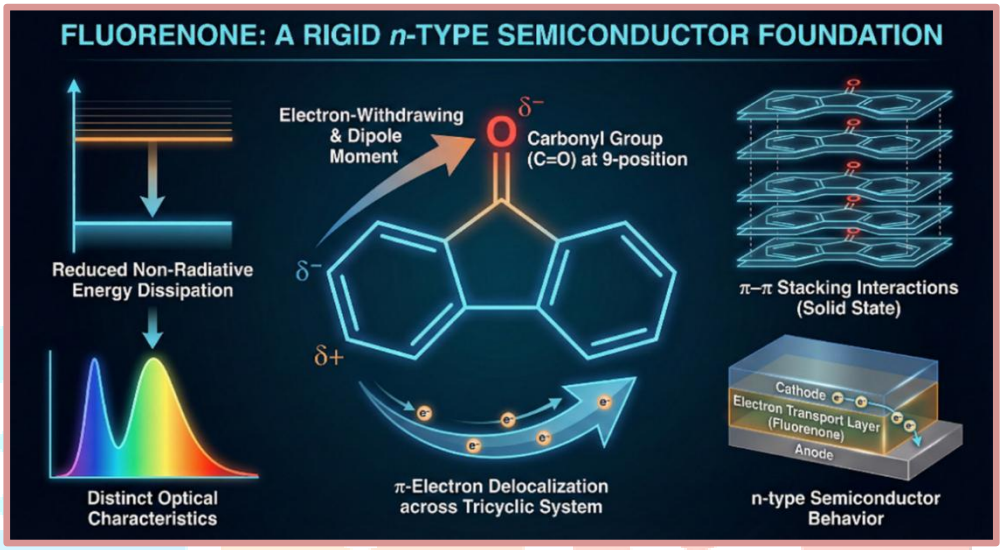

B. Photophysical Activity

Transitions, Triplicate States, and Environmental Effects Fluorenone shows two primary molecular shifts;

- n–π* transitions: Include the stimulation of a loosely bound electron from the ketonic gr to the π* orbital. These shifts are prohibited by symmetry, which is showing as weak absorption bands in the range of 380-450 nm. They exhibit significant solvent sensitivity, transitioning to narrower wavelengths in polar protic solvents because of hydrogen-bonded strengthening of the n-orbital[25].
- π-π* transfers: These transitions take place within π orbitals inside the conjugate structure and are permitted by symmetry, resulting in major absorption in the ultraviolet area.

An important characteristic is its effective crossing of systems from the singlet excited state (S_1) to the triplet state (T_1), enabled by the proximity of n-π* and π-π* states and the spin-orbit coupling caused by oxygen[26]. This results in elevated triplet yields and diminished luminescence at ambient temperature, with energy utilized non-radiatively or by pigmentation at reduced temperatures[27]. The fluorescence quantum yield is influenced by polarity of the solvent and substituent effects; rigid surroundings or substituents that donate electrons can augment fluorescence, a characteristic utilized in detectors and OLEDs[28].

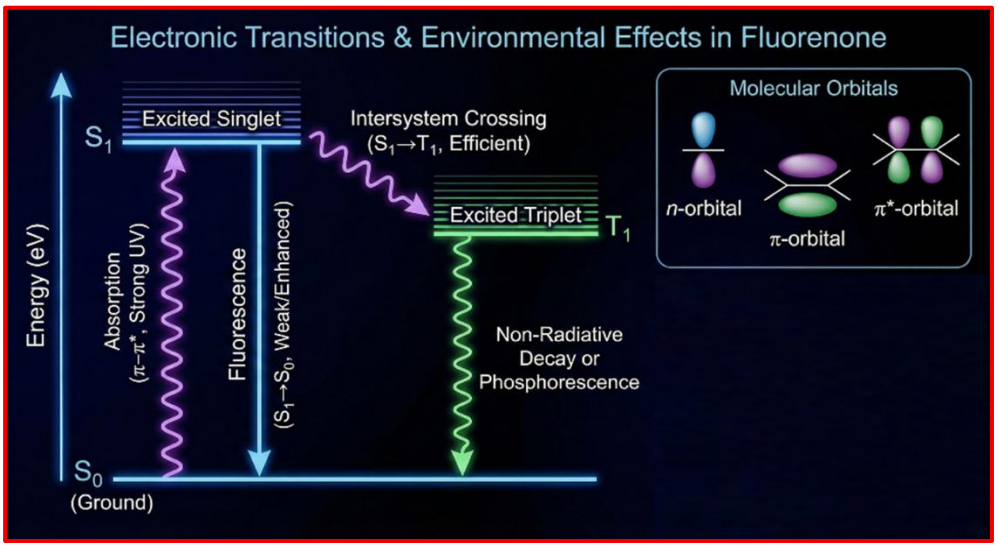

C. Substituent Effects and Modulation of Frontier Molecular Orbitals

The chemical characteristics of fluorenone can be modified via replacement on the benzene rings.

- **2,7-Positions:** Electron-donating groups (e.g., amino, methoxy) at these locations elevate the HOMO energy, diminishing the HOMO–LUMO barrier and inducing chromatic variations in absorption/emission. This method facilitates donor and recipient combinations including internal transfer of charge vital for optical and sensing applications[29].

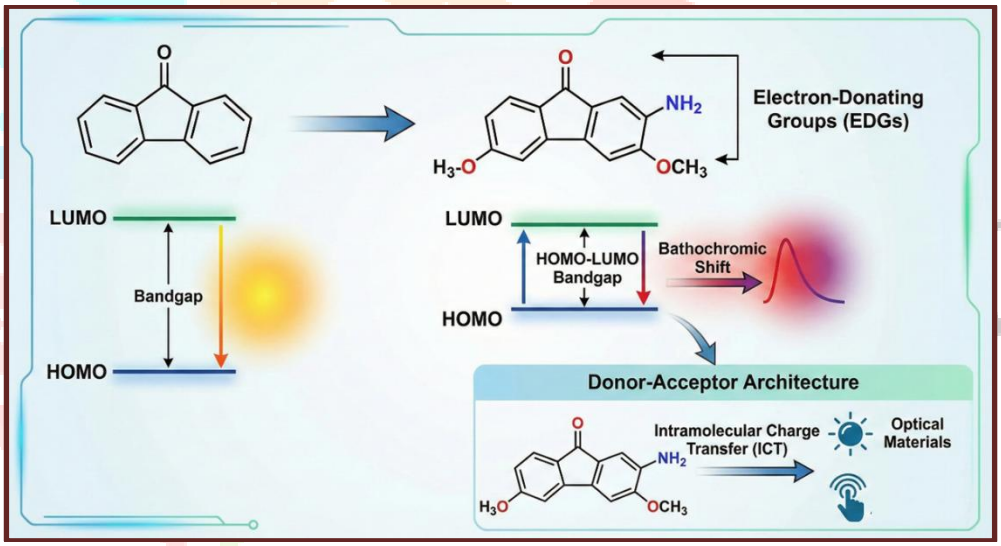

- **3,6-Positions:** Replacement in this context sensitively affects LUMO energy and electron attraction, enabling precise adjustment of electronic configuration[30].

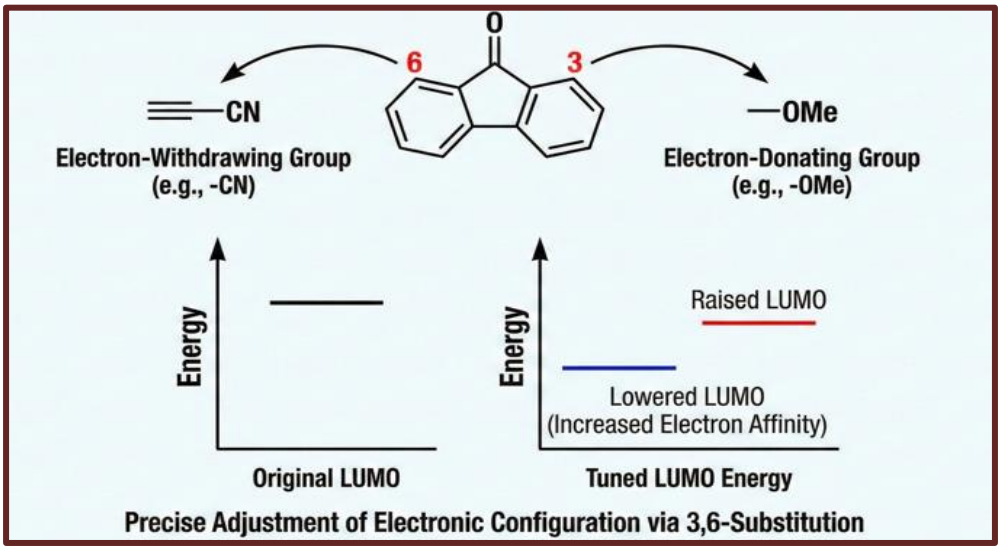

The capacity to independently modulate the energies of the highest occupied molecular orbital (HOMO) and lowest unoccupied molecular orbital (LUMO) through donor–acceptor engineering is a cornerstone principle in the rational design of fluorenone derivatives for advanced optoelectronic applications. This precise orbital control is crucial for optimizing performance in organic solar cells, light-emitting diodes (OLEDs), and intramolecular charge transfer (ICT)-based sensors. The archetypal push–pull architecture, which strategically positions electron-donating groups at the 2,7-positions while leveraging the inherent electron-withdrawing carbonyl as an acceptor, creates a polarized framework that facilitates efficient charge transfer. This contemporary design methodology not only tunes the band gap and emission characteristics but also governs the excited-state dynamics, making it an indispensable strategy for tailoring fluorenone-based materials toward specific technological functions[31].

III. Synthesis Methodologies

A. Traditional Pathways: Oxidation of Fluorene

The most straightforward and oldest pathway to 9-fluorenone is the oxidation of its precursor hydrocarbon, fluorene. The reactivity of the benzylic 9-position to oxidation renders this reaction very productive; yet, the selection of oxidizer is essential for selectivity, yield, and ecological consequences.

Conventional oxidizers: Initial techniques utilized potent oxidizing agents as chromium trioxide (CrO_3) or sodium dichromate in acetic acid. Although effective, these reagents exhibit significant disadvantages, such as elevated toxicology, the production of heavy metal waste, and the risk of excessive oxidation to unwanted compounds[32].

Contemporary and Eco-friendly Oxidants: Motivated by the concepts of green chemistry, more sustainable methodologies have been established. These encompass: Molecular oxygen (O_2) in the presence of catalysts such as cobalt or manganese salts. Hydrogen Peroxide (H_2O_2) serves as an effective oxidizing agent. Sodium Hypochlorite (NaOCl, bleach) utilized under phase-transfer conditions represents an effective and industrially feasible approach. The oxidation occurs through a fluorenol intermediate, which is swiftly converted to the ketone. The primary selectivity concern is to prevent circumstances that may compromise the integrity of the aromatic rings or induce ring-opening reactions[33].

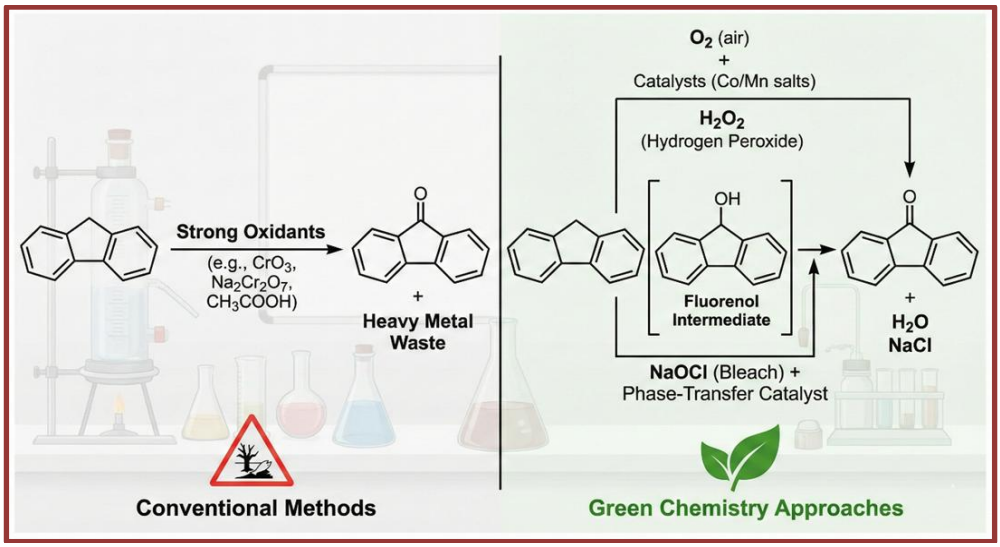

B.Focused Integration: Creating Substituted Structures

The fluorenone ring structure demonstrates consistent electrophilic aromatic substitution (EAS) patterns. The electron-withdrawing carbonyl group diminishes the reactivity of the ring in electrophilic aromatic substitution and predominantly guides substitution to the 2,7- and 3,6-positions, with a minor preference for the 2,7-positions due to their para-like orientation relative to the carbonyl. This regioselectivity is fundamental for constructing intricate, symmetrically disubstituted frameworks.

- **Halogenation:** Bromination and iodination efficiently cascade at the 2,7-positions utilizing chemicals such as bromine (Br_2) or N-Bromo succinimide (NBS), yielding essential precursors for cross-coupling reactions[34].
- **Nitration** : Using nitric acid (HNO_3) produces 2-nitrofluorenone and 2,7-dinitrofluorenone, which can subsequently be reduced to their respective amines. The amino group serves as a potent electron donor and a diverse site for further functionalization[35].
- **Formylation:** The Reimer-Tiemann or Vilsmeier-Haack reactions facilitate the introduction of formyl groups, yielding a flexible aldehyde functionality suitable for condensation or reduction processes[36].

These functionalized intermediates serve as precursors for cross-coupling reactions (e.g., Suzuki, Sonogashira, Heck). This facilitates the modular incorporation of various aryl, alkenyl, and alkynyl groups, permitting meticulous adjustment of electrical characteristics and steric volume for materials science applications[37].

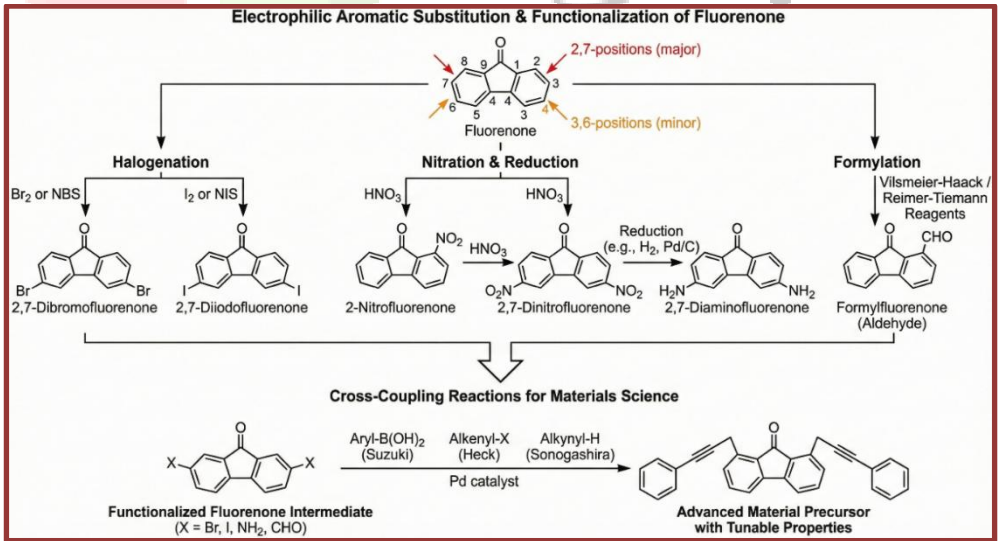

C. Carbonyl Reactivity and Functional Derivatization

Fluorenone has an aldehyde group and it is a highly active site for reactions involving condensation. This makes it easier to find compound families that have greater potential over detecting as well as biomedicine. Fluorenone reacts with primary amines to form fluorenone-imines, which are also known as Schiff bases[38]. Because the carbonyl's non-radiative decay pathways are blocked and new push-pull systems are created,

these compounds often show stronger fluorescence. Metal ions can change how they respond to light in a big way, which is why they are often used as chemosensory for metal ions[39].

Fluorenone thiosemicarbazones are made when the thiosemicarbazone and fluorenone react with each other[40]. Medicinal chemistry relies heavily on this group of compounds because they have a lot of biological effects, such as being cancer-fighting, antiviral, and antimicrobial. It is often said that the N- and S-donor atoms work better at chelating metals than other atoms. This condensation method is extremely versatile[41]. By just changing the amine or hydrazine part, you can quickly make large libraries. This makes it easier to look at the relationship between structure and activity (SAR).

D. Late-Stage Functionalization and Green Synthetic Approaches

Late-stage functionality is a common modern synthetic method for fluorenone derivatives. This means adding complex functional groups during the last steps of synthesis. This method is more effective than beginning from scratch and building the entire new framework. One trend that is becoming increasingly popular is using green chemistry principles to make fluorenone[42].

This includes:

- Choosing solvents: substituting out potentially hazardous solvents like DMF and DMSO for simpler alternatives like water, ethanol, or cyclopentyl methyl ether (CPME).
- Catalytic Methodologies: Making oxidative methods for fluorene which do not require metals and employing very good palladium catalysts for cross-coupling reactions to use less metals.
- Energy conservation: Applying microwave radiation or flow chemistry to quicken up reactions, make easier for piloting of molecules[43].

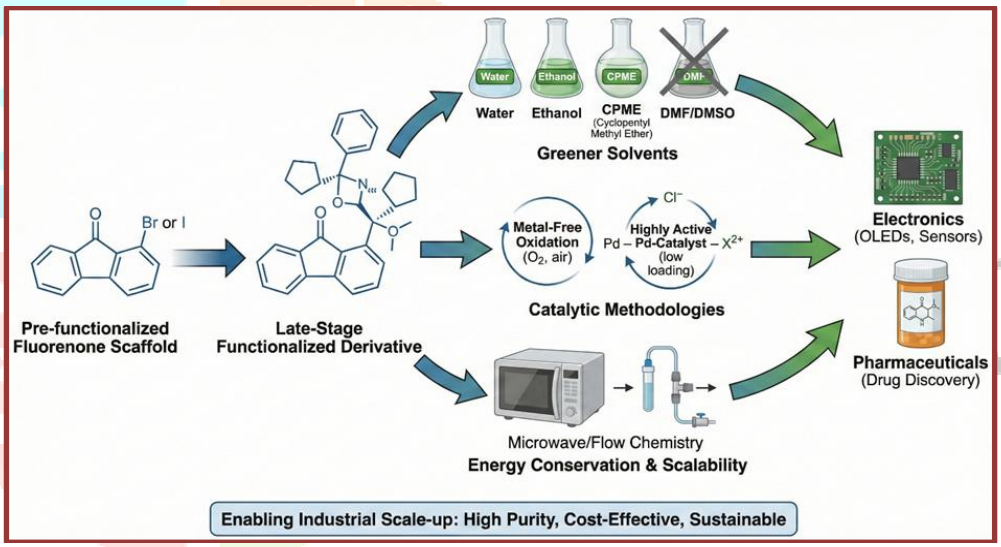

These projects are very important for getting fluorenone chemistry from the lab to major manufacturing plants, especially in electronics and drugs, where purity, cost, and environmental impact are all very important.

IV. Spectroscopic and Analytical Evaluation

A. Main Spectroscopic Characteristics

Fundamental spectroscopic approaches, each of which gives a different structural insight, clearly show that fluorenone and its derivatives have the same chemical identity.

- In ^{1}H NMR spectroscopy: The aromatic protons of unsubstituted fluorenone show up as a distinct multiplet between δ 7.3 and 8.0 ppm. The carbonyl group and the ring electrons from the united aromatic system work together to form an arrangement that is easy to forecast. The protons at the 1- and 8-positions are usually the most downfield. 13C NMR gives an evident fingerprint: the carbonyl carbon resonates clearly downstream between δ 190 and 195 ppm, which is an obvious sign of the ketone functionality[44]. The chemical changes of the ring carbons can also tell you what kind of substitution pattern there is.
- IR/FTIR Spectroscopy: The infrared spectrum of fluorenone has a powerful, crisp absorbing band between 1700 and 1720 cm^{-1}. This band is caused by the C=O stretching vibration (v C=O). This frequency is a little higher than that of most aliphatic ketones because the aromatic rings conjugate with the carbonyl

carbon, which lowers the electron density on the carbonyl carbon and makes the bond stronger. It is also easy to see the aromatic C-H and C=C lengths, which give a full vibrational profile[45].

- UV-Visual Absorbance Spectrum: The electronic absorption spectrum shows the n-π* (weak, 380-450 nm) and π-π* (strong, 250-300 nm) transitions that are typical of this type of spectroscopy. The location and magnitude of these bands are quite dependent on substituents. For example, electron-donating groups at the 2,7-positions produce a substantial red shift in the strength of the π-π* band because the HOMO-LUMO gap gets smaller and an intramolecular charge transfer band appears[46].
- Light emission Measures: Fluorenone's luminescence is characterized by its weak luminescence (quantum yield, Φf << 0.1 in solution) and robust phosphorescence at low temperatures. The emission maximum, the Stokes shift (which is generally considerable because the geometry changes between the ground and excited states), and the fluorescence lifespan (which is usually on the order of nanoseconds for the singlet state) are all important measures. These parameters are essential for assessing its viability as a sensor fluorophore or an OLED emitter[47].

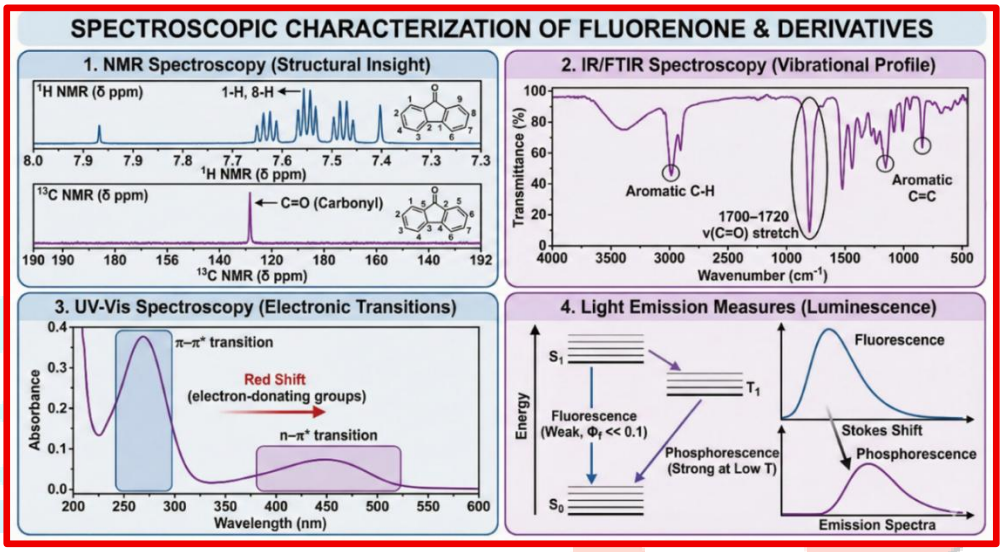

B.Mechanisms in Solid State

The chemical structure of fluorenone-based materials in the solid state, which can change significantly from solution, greatly determines how well they function in practical applications.

- Packing and π-π Interactions: The flat shape of fluorenone makes it easier for π-π stacking to happen in proximity to crystals and thin films. The separation and shift in arrangement within molecules affect how well charge and energy move. This stacking can cause H- or J-aggregates to develop, which change the photographic characteristics of the compound in a big way[48].
- Effects on Radiation and Quenching: When molecules are close together in a solid state, they can eliminate their mutual excited states without emitting radiation. This is called Aggregation-Caused Quenching (ACQ). This is something that happens a lot in thick films. On the other hand, some precise packing patterns can boost release or create novel excitation states. To avoid inaccurate results and get the most performance out of real-world sensors (like test strips), you need to know how to regulate this shipment. In compound research, one important method is to use big substituents to break up harmful π-π clustering and encourage Aggregation-Induced Emission (AIE) or improve tangible fluorescence[49].

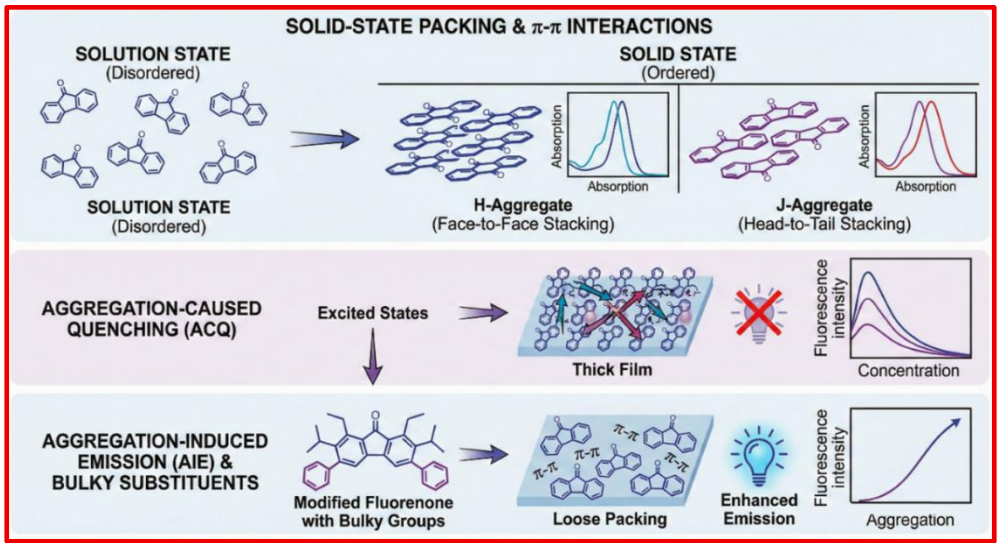

V. PHOTO PHYSICS AND PHOTOCHEMISTRY

A. Excited-State Pathways and Intersystem Crossing

Upon photon absorption, fluorenone occupies its singlet excited state (S_1). however, its photophysical fate is primarily governed by a swift and effective non-radiative mechanism: intersystem crossing (ISC) to the triplet manifold (T_1). The intersystem crossing (ISC) quantization in unsubstituted fluorenone nears unity in various solvents. This exceptional efficiency is assigned to the "proximity effect," which refers to the near energy overlap between the lowest singlet (S_1, n-π) and triplet (T_1, n-π or π-π*) states. Moreover, the presence of the carbonyl oxygen atom amplifies spin-orbit coupling, a crucial element enabling the formally prohibited $S_1 \rightarrow T_1$ transition. This efficient ISC surpasses fluorescence and internal conversion, rendering fluorenone a poor fluorophore yet a superior triplet-state photosensitizer.

•**Triplet-Mediated Activities:** The full, persistent triplet state serves as the primary mechanism for numerous fluorenone-driven processes. The triplet energy of fluorenone (about 62-65 kcal/mol) is adequate for reducing molecular oxygen to its reactive singlet state ($^1O_2$), a crucial process in photographic treatment and photo-oxidation processes[50].

• **Electron Transport:** The triplet state serves as a formidable receiver of electrons and, in certain instances, a donor. This enables photoinduced electron transfer (PET) activities, which are fundamental to its application in fluorescence quenching-based instruments and as an electron-carrying and hole-blocking material in organic electronic gadgets[51].

•**Phosphorescence:** Although fluorescence is modest, fluorenone demonstrates strong phosphorescence in stiff matrices or at freezing temperatures, where vibrational suppression is reduced[52].

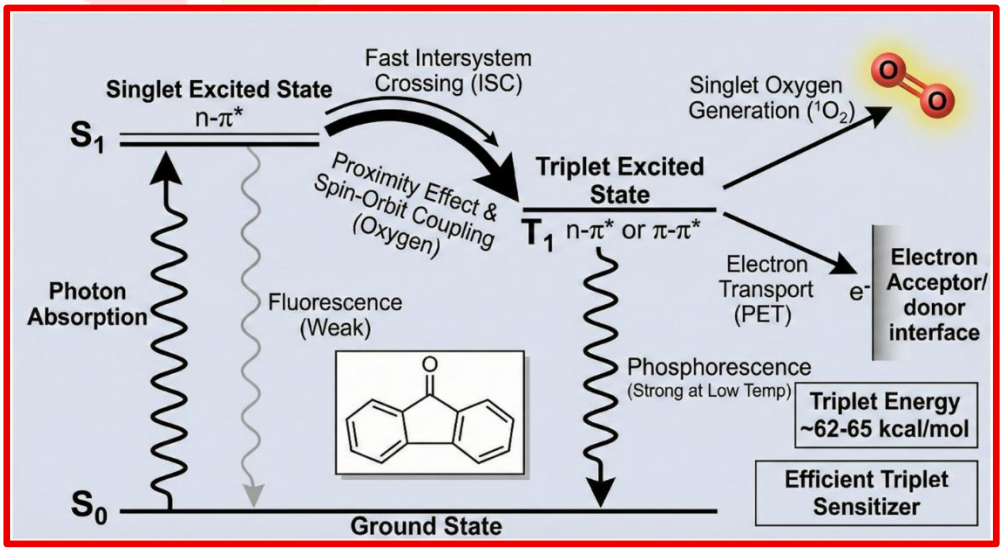

B. Photophysical Properties Based on Substituents

The intrinsic light physics of the fluorenone center can be significantly modified through deliberate substitution, allowing for exact spectrum and functional adjustment. The most effective strategy entails integrating it into donor-acceptor (D-A) designs[53].

• D-A-D Molecules (Fluorenone as Acceptor): The introduction of potent electron-donating groups (EDGs) such as $-NR_2$ or -OR at the 2,7-positions establishes a push-pull mechanism. This results in:

A notable redshift in both radiation and absorption resulting from a diminished HOMO-LUMO gap. The formation of a robust, solvent-responsive internal Energy Transfer region. Frequently, an increase of fluorescence (enhanced quantum yield). The ICT state may possess an altered energy landscape that hinders ISC returning to the local triplet state, hence rendering radiation decomposition from the singular ICT level more favorable. The "fluorescence switch-on" is extremely beneficial for sensing applications.

•A-D-A Molecules (Fluorenone as Donor or Component of a Complex Acceptor): Functionalizing fluorenone with more potent electron-accepting groups (EWGs) such as -CN or $-NO_2$ enhances its capacity as an acceptor. This design serves to: Reduce the LUMO energy further to augment electron affinity in n-type semiconductors. Develop emitters/absorbers for deep-red or near-infrared wavelengths. Regulate charge separation and reintegration kinetics in multi-component systems. These spectrum tuning methodologies enable scientists to precisely adjust desired features, such as emission colors for OLEDs or appropriate amounts of energy for solar cell[54].

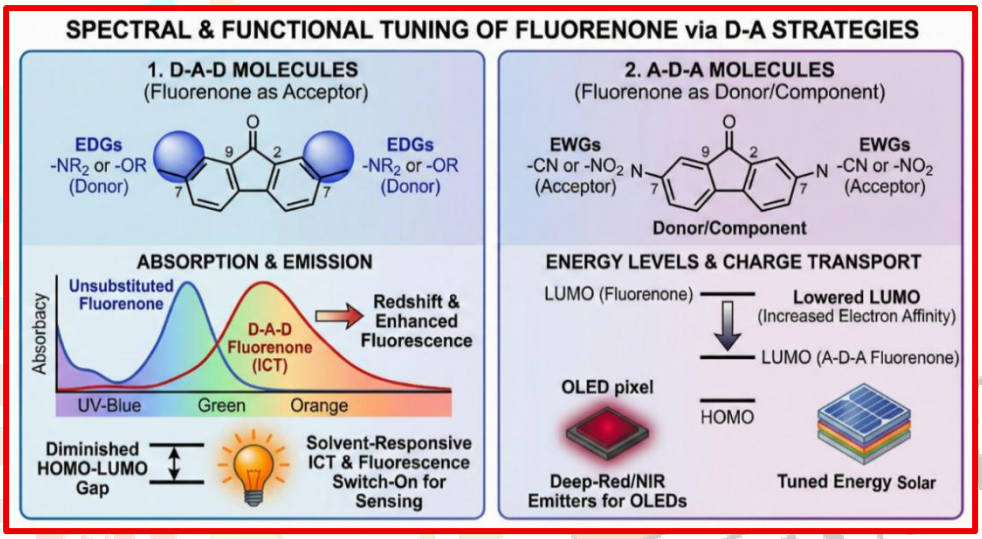

C. Correlations Between Structure and Properties

The previously mentioned photophysical principles result in definitive structure-property correlations that inform material selection: For OLED carriers and triplet harvesting, parent fluorenone or its derivatives, which exert negligible influence on triplet energy, are selected due to their high intersystem crossing yield. They may effectively transfer triplet energy to a fluorescent doping agent, hence improving the effectiveness of the device. D-A-D derivatives are favoured for fluorescence-based sensing[55]. Their robust, eco-conscious ICT fluorescence yields a precise output signal. The binding of an analyte (e.g., to a receptor linked to the donor) interferes with the ICT, resulting in a significant spectrum movement or luminescence suppressing or improving. For Electron-Transmission Layers: Molecules featuring potent electron-withdrawing groups (A-D-A type) are optimal, since they establish a deep LUMO for effective delivery of electrons and a sustained HOMO to impede hole transport[56]. Regarding Photocatalysis and Singlet Oxygen Production: The parent fluorenone core is frequently ideal because of its elevated triplet yield and suitable triplet energy for activating oxygen or various substrates.

In short, the photo physics of fluorenone shifts from triplet dominance in the basic structure to a very adjustable, frequently fluorescence-driven state in engineered donor-acceptor designs. This adaptability, informed by distinct structure-property correlations, renders it a very versatile scaffold for a broad range of luminescent uses.

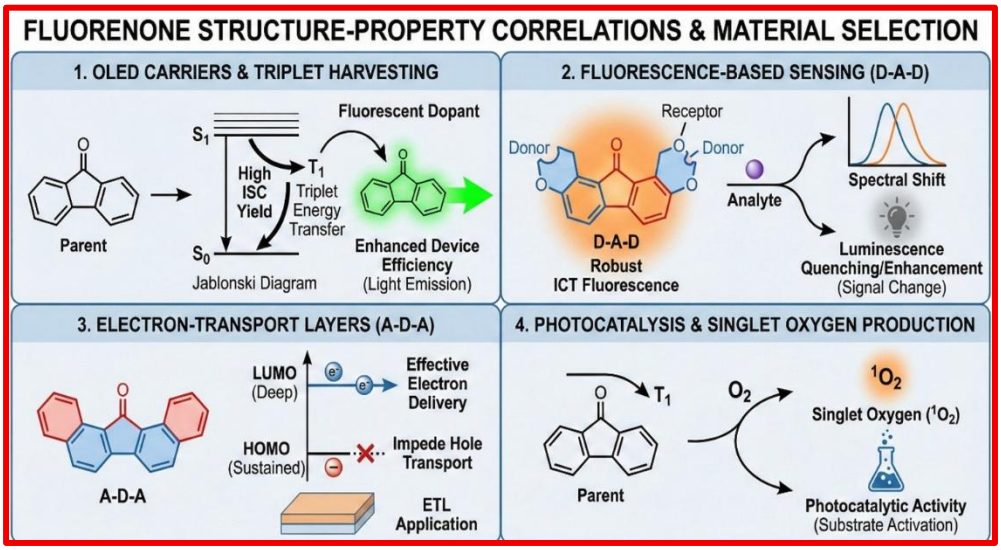

VI. Fluorenone in Chemical Electronics and Optics

A. Donor–Acceptor Structural Designs

The predominant model in contemporary organic electronics is the creation of Donor-Acceptor (D-A) molecules, with fluorenone functioning as a robust electron-accepting (A) component. A push-pull network is established by linking it to donating electrons (D) units like triphenylamine, carbazole, or dithienopyrrole. Charge Transport: In these donor-acceptor topologies, the highest occupied molecular orbital (HOMO) is generally concentrated on the donor moiety, whereas the lowest unoccupied molecular orbital (LUMO) is focused on the fluorenone acceptor. This internal charge separation enables both hole and electron transport down the molecular backbone, fostering ambipolar charge transport, which is essential for balanced charge injection in devices such as OLEDs and OFETs. The energy disparity between the D-based HOMO and the A-based LUMO determines the emission hue. The gap between the bands can be meticulously created by methodically adjusting the recipient's strength and recombination length. This facilitates the production substances radiating from deep blue to red, with fluorenone-based D-A-D molecules frequently producing effective yellow, orange, and red emitters owing to their short bandgap.

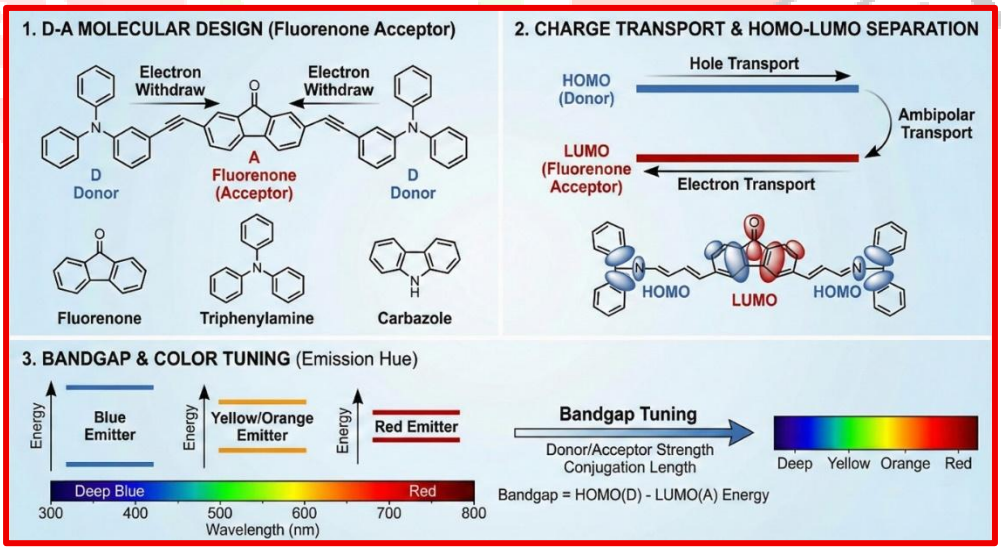

B. Applications in OLEDs, OFETs, and Photovoltaic Devices

Function: Fluorenone derivatives serve predominantly as projectors (notably for yellow/orange light) and as layers for electron transport and hole blocking.

- **Design Principles:** Emitter D-A-D molecules are engineered to exhibit elevated luminescence quantum yields in the solid state. Transport layers necessitate materials with strong electron affinity (deep LUMO) for effective transfer of electrons from the cathode, alongside a stabilized HOMO to inhibit hole migration, thus localizing excitons within the radiation layer. The intrinsic dipole of fluorenone facilitates energy level alignment at electrode contacts[57].

- **Organic Field-Effect Transistors (OFETs):** Fluorenone's pronounced electron-accepting properties render it an exemplary contender for n-type semiconductors.
- **Principles of Design:** Molecules are functionalized with potent electron-withdrawing groups (e.g., -F, -CN) to enhance electron mobility by further lowering the LUMO, hence allowing electron injection and protecting the material against oxidative degradation. The planar core facilitates intimate π-π stacking, essential for effective charge transfer between molecules. Photovoltaics (Organic Photovoltaics & Perovskite Solar Cells): In organic photovoltaics (OPVs), fluorenone-based donor-acceptor polymers or small molecules serve as electron acceptors in the active layer blend. In perovskite solar cells, they serve as interfacial adjustment levels or reagents[58].
- **Design Principles:** The acceptor material must possess a LUMO level that exceeds that of the donor to ensure adequate driving power for charge separation, while remaining sufficiently low to for efficient electron transmission. Fluorenone derivatives serve as an interstitial coating in perovskite cells, effectively passivating surface imperfections, enhancing electron separation, and improving device stability by reducing ion movement[59].

C. Non-invasive Optic Materials

Fluorenone derivatives demonstrate significant nonlinear optical (NLO) capabilities beyond linear optics, including two-photon absorption (2PA) and second and third resonance generation. The D-A-D design is well-suited for nonlinear optical applications. Photoexcitation induces substantial charge transfer from the donor to the acceptor, resulting in a pronounced alteration in dipole moment and yielding a high initial hyperpolarizability (β), a crucial parameter for second-order nonlinear optical phenomena. The prolonged π-conjugation and electronic asymmetry are essential for amplifying these effects[60].

- **Applications:** Compounds exhibiting elevated two-photon absorption (2PA) cross-sections are desired for several applications, including:
- **Biological Imaging:** Two-photon fluorescence microscopy facilitates enhanced tissue penetration and less background interference.
- **Optical Power Limiting:** Safeguarding delicate sensors against powerful laser pulses.
- **Photonic Switching:** Regulating light using light in telecommunications networks.
- **Performance and Stability:** Ongoing research emphasizes enhancing the nonlinear optical sensitivity and, importantly, the photosensitive properties of these materials. The inflexible, durable fluorenone core frequently enhances stability during extended laser irradiation relative to more delicate chromophores. Current benchmarks entail attaining elevated two-photon absorption cross-sections (>1000 GM) within the physiologically transparent near-infrared spectrum, while ensuring superior thermal and photochemical stability[61]

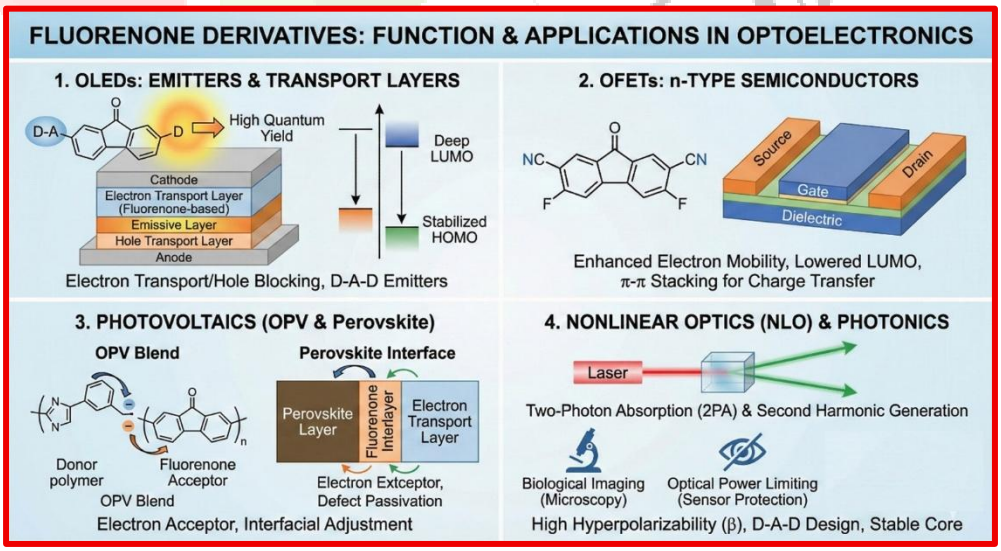

VII. Supramolecular Chemistry and Chemical Detection

A. Supramolecular Identification and Self-Assembly

The fluorenone moiety contributes two essential components for facilitating supramolecular organization: The lone pairs on the carbonyl oxygen serve as an effective hydrogen bond acceptor. This enables fluorenone to establish precise, directed relationships with hydrogen bond donors such as amides, ureas, and ammonium ions. This principle is utilized in the construction of chemical hosts in which the carbonyl group accurately identifies and attaches to a corresponding other component[62].

Electron-Deficient Core for π-Interactions: The electron-deficient phenolic layer of fluorenone participates in many π-interactions. It can form, Charge-shifting combinations with electron-dense aromatic donors such as pyrene and naphthalene. Anion-π interaction Interactions with negatively charged entities represent a very uncommon yet potent binding mechanism, wherein the quadrupole potential of the electron-deficient region attracts anions. Polar-π Interactions involving polar compounds. These characteristics facilitate the self-assembly of intricate structures, such as gels, coordinated polymers, and crystalline frameworks, with fluorenone serving as a functional and structural hub[63].

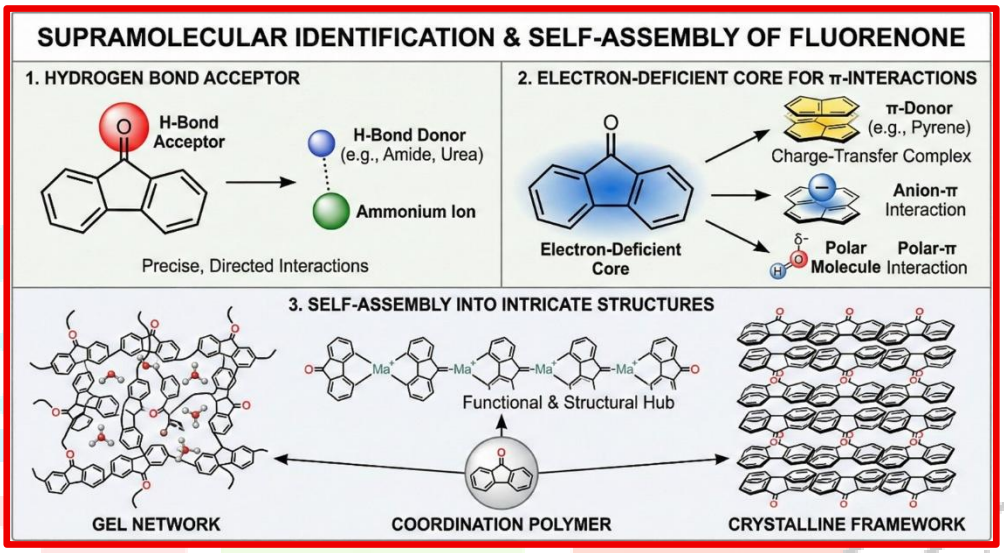

B. Fluorenone-Based Probes

The feeble, environmentally responsive fluorescence of the fluorenone core is a crucial advantage in probe design, as binding events can induce significant alterations in emission intensity. Iodide-Selective Systems: Fluorenone serves as an exceptionally efficient sensor for iodide (I^-) anions. The mechanism mostly involves outer spin orbital interactions caused by dense atoms. The iodide anion interacts with the high-energy fluorenone, facilitating intersystem crossover to the inactive triplet state, thus quenching the fluorescence. The pronounced preference for I^- compared to other halides (Cl^-, Br^-) arises from iodide's substantial atomic radius and elevated polarizability, rendering it particularly effective in facilitating intersystem crossing. This produces a highly sensitive and selective "turn-off" sensor with rapid reaction kinetics[64]

Demonstrations of Logic Gates: The versatile characteristics of engineered fluorenone derivatives enable them to operate as microscopic logic barriers. A probe may consist of a fluorenone acceptor connected to an amine donor by a cleavable linker. The original ICT luminescence is diminished. The concurrent presence of two substances (e.g., H^+ and Cu^{2+}) may induce alterations, activating or deactivating fluorescence in a way analogous to an AND or INHIBIT logic gate, illustrating possibilities for molecular computing[65]

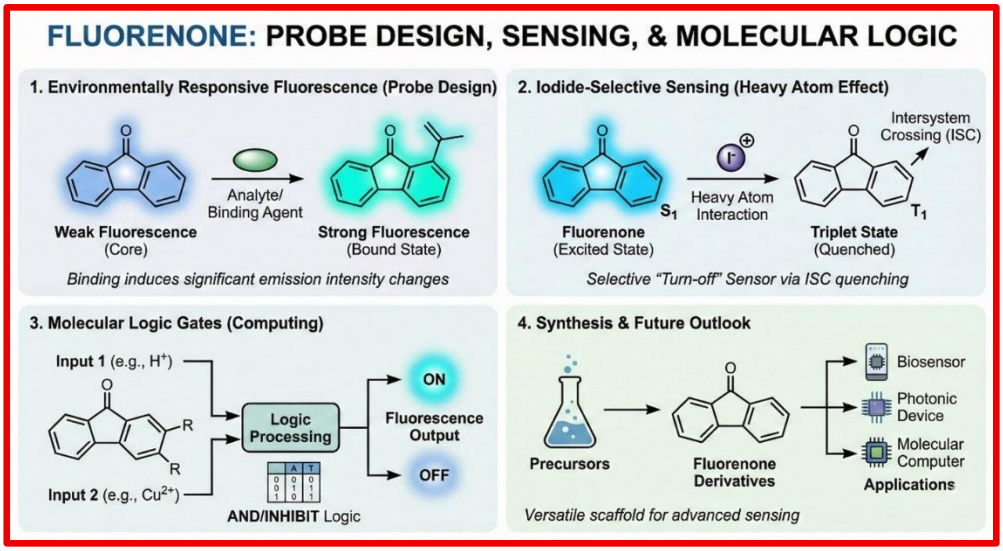

C. Chemical, Environmental, and Biological Sensing Applications

Fluorenone probes are being modified for practical purposes, transcending basic design.

- **Environmental Analyte Detection:** Probes have been created for the identification of heavy metal ions (e.g., Cu^{2+}, Hg^{2+}), hazardous anions (e.g., CN^-), and variations in pH levels[66]. The issue of matrix effects, caused by interaction from various ions or organic substances, is mitigated by designing the receptor site for enhanced specific and employing quantitative sensing methods that exhibit reduced vulnerability to surrounding noise[67].
- **Biomedical Diagnostic Monitoring:** The biocompatibility and cell membrane permeability of specific fluorenone derivatives facilitate their application in intracellular photography. They have been utilized to detect biomarkers, monitor pH variations in organelles, and assess enzyme activity. A primary research focus is to improve the water-based compatibility of these often-hydrophobic probes. This is accomplished by integrating hydrophilic groups (e.g., sulfonates, polyethylene glycol chains) or by inserting the probe into hydrophilic polymers or nanoparticles. Fluorenone probes are increasingly mounted on solid supports, such as paper-based test strips or incorporated into compact dip- stick sensors and microfluidic devices for field-deployable analysis, facilitating quick, cost-effective, and on-site identification without the need for advanced instrumentation[68].

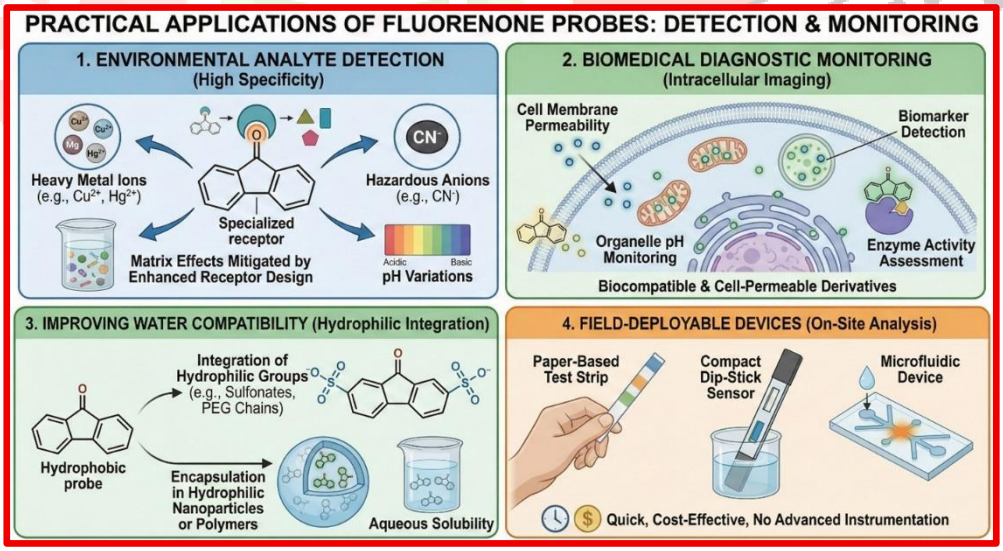

VIII. Therapeutic and Biological Significance

A. Bioactive Substituted Fluorenones

A diverse range of transformed fluorenones has exhibited significant biological effects, frequently associated with certain substitution patterns.

- **Anticancer Activity:** Numerous 2,7- and 3,6-disubstituted fluorenones show considerable cytotoxicity against diverse cancerous cell lines. The principal molecular hypothesis pertains to DNA intercalation. The planar fluorenone core can intercalate between DNA base pairs, interrupting reproduction and transcription, hence inducing death in rapidly proliferating cells. Others are suggested to

act as topoisomerase I/II inhibitors, consolidating the enzyme-DNA fragmentation complex and resulting in DNA damage[69].

- **Antibacterial and Antiviral Performance:** Fluorenone derivatives exhibit effectiveness against drug-resistant bacterial strains, including MRSA, and viruses such as HIV and influenza. Mechanisms may encompass enzyme inhibition (e.g., of viral integrase or bacterial efflux pumps) and the rupture of microbial cell membranes. Nitro- and amino-substituted compounds are especially significant in this domain[71].
- **Neurological Activity:** Specific fluorenone derivatives have been examined for central nervous system (CNS) problems. They have demonstrated potential as neuroprotective medicines, acetylcholinesterase (AChE) regulators for Alzheimer's disease, and binders for several neurotransmitter receptors, underscoring their capacity to traverse the blood-brain barrier and influence neuronal circuits[71,72].

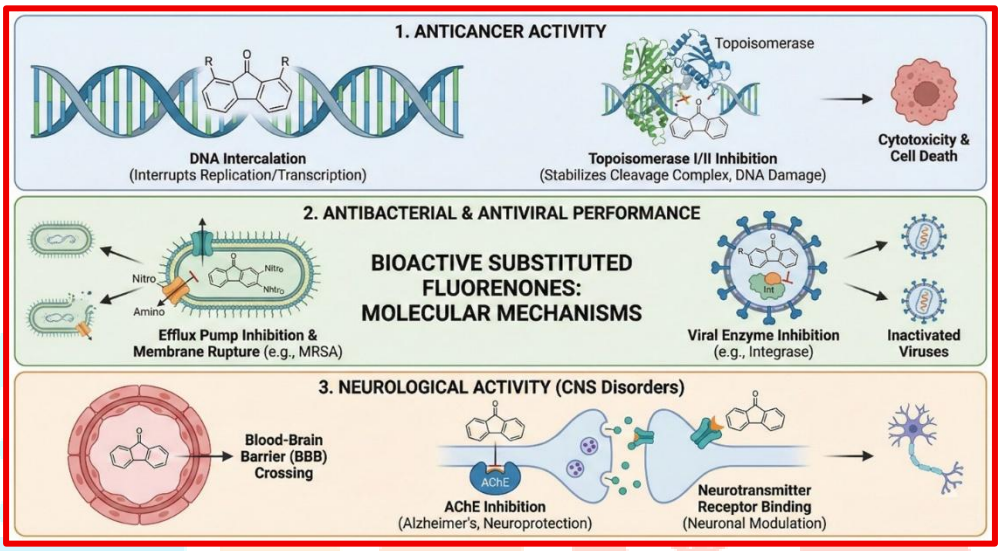

B. Schiff Bases and Thiosemicarbazones

The condensation of fluorenone carbonyl with amines and hydrazines produces a variety of molecules that often exhibit improved and unique biological characteristics.

- **Schiff Bases (Imines):** Fluorenone-imines frequently exhibit enhanced antibacterial, antifungal, and anticancer properties relative to the original ketone. The imine nitrogen can bind to metal ions in enzyme active sites, and the prolonged conjugation can improve DNA intercalation. The characteristics of the amine component (aliphatic, aromatic, heterocyclic) significantly affect potency and selectivity, enabling precise modulation of activity[73].
- **Thiosemicarbazones:** This is a notably significant category of fluorenone compounds. The coexistence of nitrogen and sulfur donors forms a powerful metal-chelating pharmacophore. These chemicals are distinguished for their extensive anticancer, antiviral, and antibacterial efficacy[74.] Their mechanism is closely associated with their capacity to chelate key metal ions, such as iron and copper, so interrupting critical cellular processes, including ribonucleotide reductase function, which is needed for DNA synthesis. Systematic alteration of the thiosemicarbazone side chain has elucidated distinct structure-activity correlations (SAR), informing the development of more efficacious and less hazardous compounds[75].

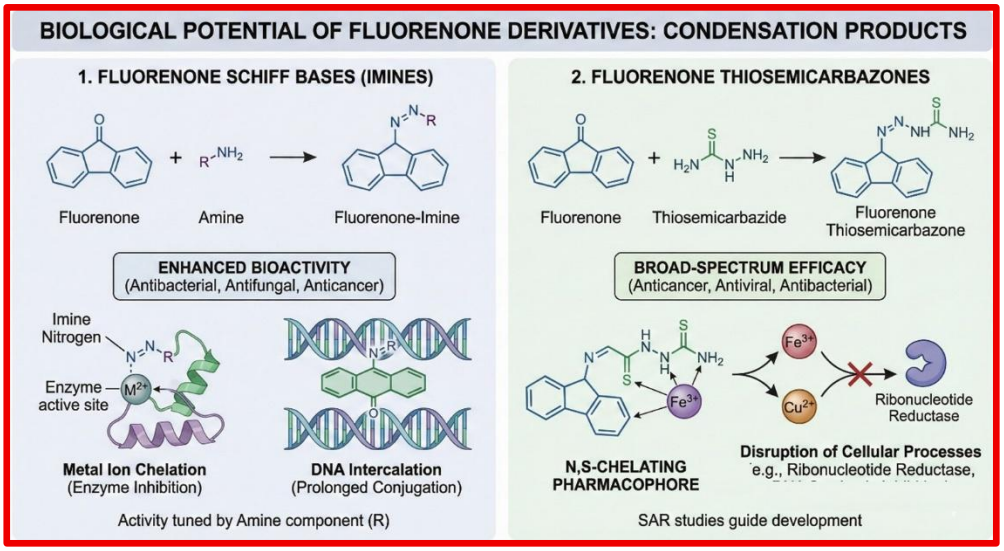

II. Prospects in Pharmaceutical Development

The potential is considerable, although the development of a fluorenone-based medicine presents numerous problems that require strategic resolution.

- **Off-Target Reactivity:** The electrophilic carbonyl, particularly in derivatives resembling Michael acceptors, may result in unspecific reactions of peptides and other biomolecules, leading to off-target effects and toxicity[76]. Developing prodrugs or integrating substituents that influence electrophilicity is a fundamental strategy[77].
- **Phototoxicity Potential:** Due to fluorenone's significant efficacy in producing reactive oxygen species (ROS) and triplet states, there exists an inherent danger of phototoxicity. Exposure to light may induce cellular destruction in these compounds, posing a significant side effect for a systemically delivered medication. This feature could be deliberately utilized for photodynamic treatment of tumors and infections[78].
- **ADME Considerations:** The inherent hydrophobic nature of the fluorenone core sometimes results in inadequate aqueous solubility, hence hindering formulation and oral bioavailability. Moreover, its planar configuration and metabolic vulnerability (e.g., carbonyl reduction) provide problems for Absorption, Distribution, Metabolism, and Excretion (ADME). Future development should concentrate on enhancing these features via systematic molecular design to produce viable clinical prospects[79].

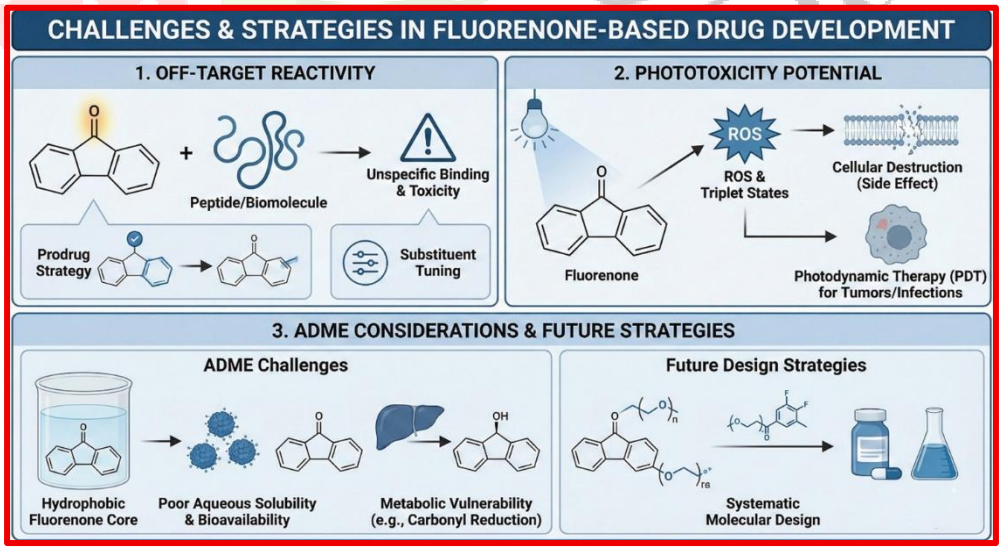

IX. Comparative Analysis

A. Comparative Analysis of Electron Properties, Activity, and Photo physics

The oxidative transformation of fluorene's methylene bridge to fluorenone's carbonyl group profoundly modifies the molecule's intrinsic characteristics, directly impacting application design.

- **Electronic Character:** Fluorene is a neutral, electron-dense hydrocarbon characterized by elevated HOMO and LUMO levels. It is a superior hole-transporting (p-type) material and a high-energy blue emitter. Fluorenone, characterized by its electron-withdrawing carbonyl group, has a notably stable LUMO, rendering it an effective electron-accepting (n-type) material and a lower-energy (yellow) emitter. Fluorenone is a significantly stronger electron acceptor than other PAH ketones, such as anthrone, owing to its superior conjugation of the carbonyl with the whole π-system.
- **Reactivity:** The C9 position in fluorene is a nucleophilic, benzylic carbon susceptible to deprotonation, alkylation, and oxidation. In fluorenone, the C9 carbon exhibits electrophilic characteristics, participating in processes characteristic of a carbonyl carbon, including nucleophilic incorporation and conversion to yield imines and hydrazones. This offers a direct, adaptable mechanism for functionalization that is lacking in fluorene.
- **Photophysical Results:** Fluorene and its derivatives exhibit intense fluorescence and large quantum yields, rendering them suitable as blue emitters in OLEDs and as core fluorophores.

Fluorenone shows weak fluorescence and pronounced triplet-state characteristics owing to effective intersystem crossover. This renders it inappropriate as a blue emitter but significantly advantageous as a triplet sensitizer, an electron-transport medium, and a fluorophore whose subdued emission may be substantially amplified through chemical interactions, a crucial attribute for "turn-on" sensors.

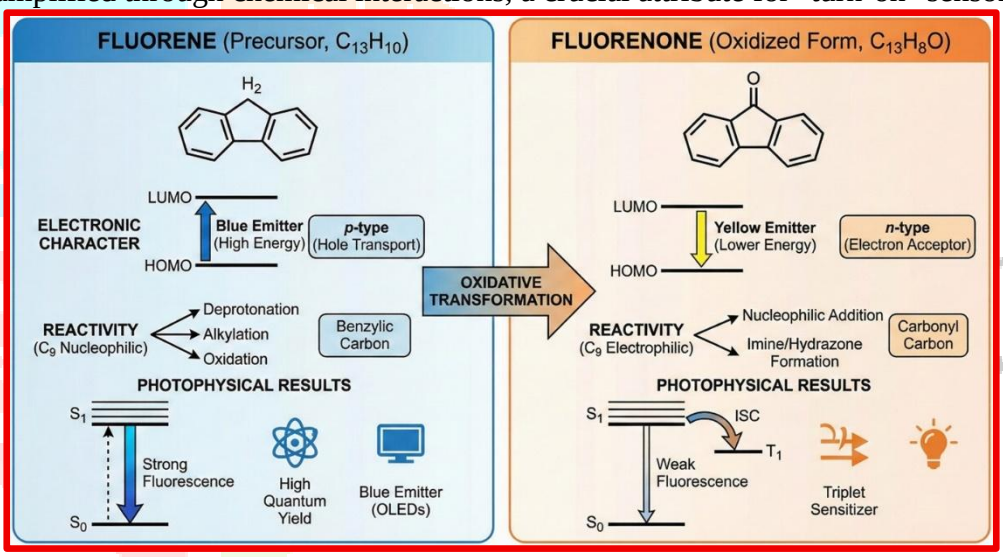

B. Synthetic Interconversion and Derivative Space Mapping

The link between fluorene and fluorenone is both synthetic and strategic, rather than merely comparative.

- **Synthetic Interconversion:** The proven oxidation of fluorene to fluorenone creates a vital connection between the two derivative domains. This enables scientists to utilize the whole synthetic toolset for fluorene transformation (e.g., at the 2,7-positions) and subsequently transform the molecule into the matching fluorenone derivative, therefore obtaining electronic characteristics that are inaccessible from the fluorene base alone. Reduction may also invert this process, providing a route back to the fluorene-centered electronic structure[80].
- **Dynamical Space Tracing for Resource Selection:** This interconversion facilitates the methodical mapping of an extensive chemical space. The selection between a fluorene-based and a fluorenone-based material is determined by the requirements of the application: Select Fluorene Derivatives for: Elevated blue emission energy, robust hole transport, and significant fluorescence quantum yields. Select Fluorenone Derivatives for: Electron transport/acceptor roles, yellow/orange luminescence, triplet sensitization, and the development of D-A systems for NLO applications or ICT-based sensing[81]. Employ interconversion to optimize energy levels; for example, commence with a predefined fluorene and oxidize it to provide n-type characteristics without modifying the substitution pattern. This comparative analysis highlights that fluorenone is not simply a fluorene derivative but a complementing substance with a unique and potent functional profile, facilitating a more expansive and logical design approach in materials science[82].

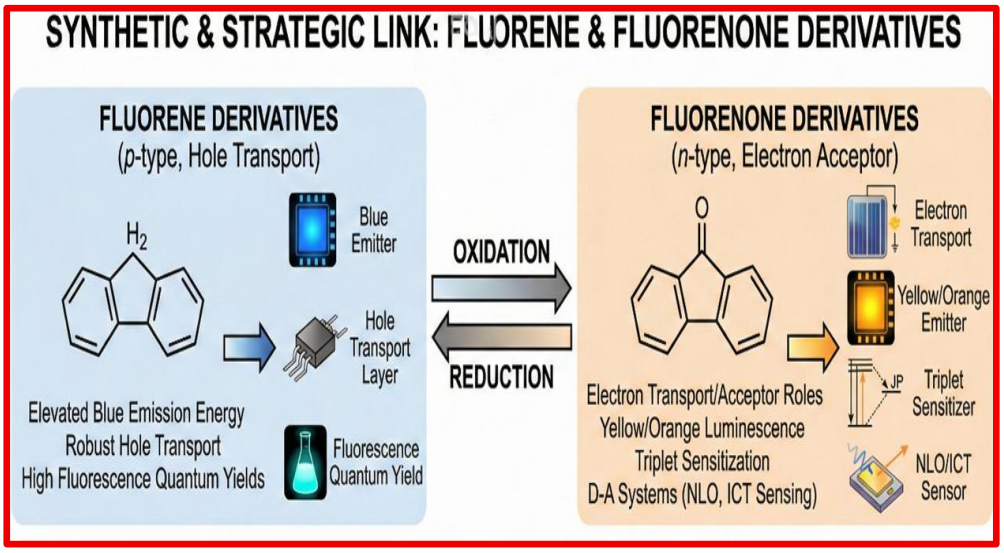

X. Emerging Trends and Future Perspectives

A. Revolutionary D-A Architectures and Multilingual Materials

The basic donor-acceptor (D-A) design is progressing into increasingly intricate systems that facilitate numerous functionalities inside a singular molecule or material.

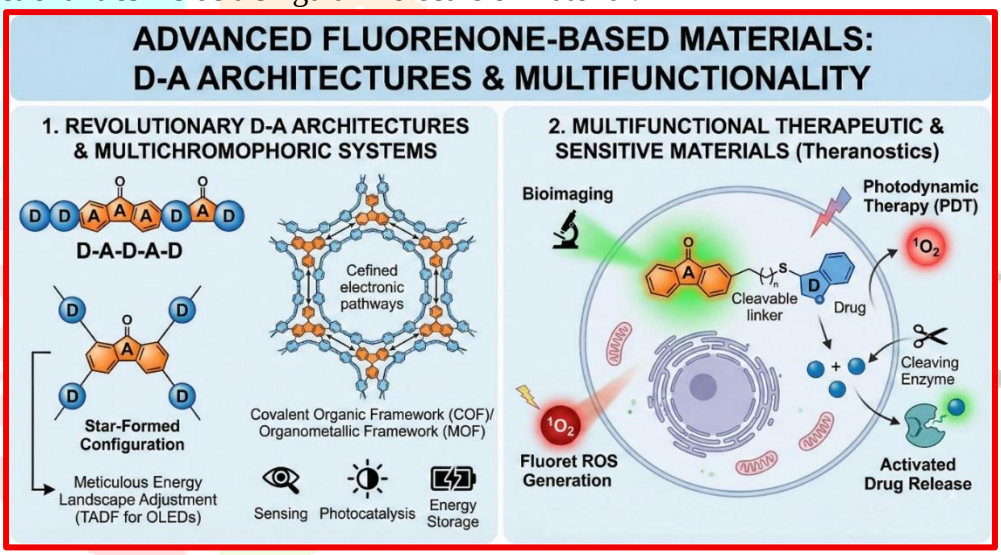

Progress in advanced D-A architectures is focusing on multi-chromophoric systems such as D-A-D-A-D, A-D-A-D-A, or star-formed configurations including a fluorenone core. These designs provide meticulous adjustment of the excited-state energy environment, permitting processes such as temperature driven deferred fluorescence for extremely efficient organic light-emitting diodes (OLEDs) [83]. Moreover, the integration of fluorenone into covalent organic frameworks or organometallic frame work yields porous, crystalline structures with defined electronic pathways, hence improving sensing, photocatalysis, or energy storage capabilities. Multifunctional Therapeutic and Sensitive Materials The advancement of fluorenone-based therapeutic platforms is particularly promising. A solitary molecule may be engineered to execute multiple functions: its fluorescence for bioimaging, its triplet yield for photodynamic treatment (PDT), and its redox activity for drug release activation[84]. A fluorenone-drug combination may remain fluorescent till the medicine is cleaved in a particular cellular milieu, so offering both medicinal benefits and a concurrent fluorescent signal that verifies delivery. This integration of monitoring, imagery, and control exemplifies the forefront of biomedical materials science[85].

III. Advanced Photonics and Scalable Production

The function of fluorenone in photonics is broadening beyond linear optics to encompass scalable device manufacturing.

The pursuit of materials exhibiting substantial nonlinear optical (NLO) responses is propelling the development of fluorenone derivatives featuring extensive, multi-branched donor-acceptor (D-A) systems to augment dual-photon absorption cross-sections. These materials are under examination for use in

combined photonics gadgets, light storage of data, and quick optical switching. The robustness of the fluorenone basis is a significant benefit in these challenging applications[86].

- **Solution Analysis and Printing:** To advance from laboratory-scale devices to ubiquitous technologies, manufacturing must be both scalable and economically viable. A concerted effort is underway to develop fluorenone derivatives with superior solubility in non-toxic solvents, facilitating their application through inkjet printing, roll-to-roll manufacturing, and spray coating. This would enable the large-scale manufacture of flexible OLED displays, extensive organic solar cells, and disposable sensor arrays, thereby revealing potential for mobile devices and point-of-care diagnostics[87].

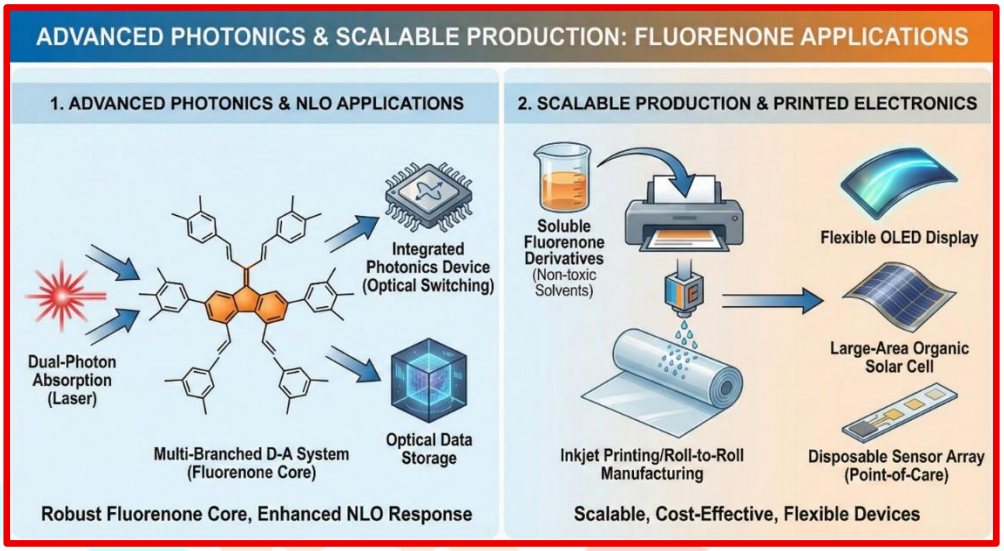

IV. Information-Driven Design and High-Throughput Investigation

The traditional repeating procedure known as "design-synthesize-test" is undergoing transformation through computerized and automated techniques.

- **Data-Based Structural Design:**The use of machine learning (ML) and artificial intelligence (AI) are set to significantly expedite the identification of novel fluorenone-based compounds. Researchers can forecast the performance of hypothetical compounds prior to synthesis by training models on existing datasets of chemical structures and their associated attributes (e.g., HOMO/LUMO levels, emission wavelength, biological activity). This in-silico screening facilitates the prioritizing of more promising candidates, conserving substantial time and resources[88].

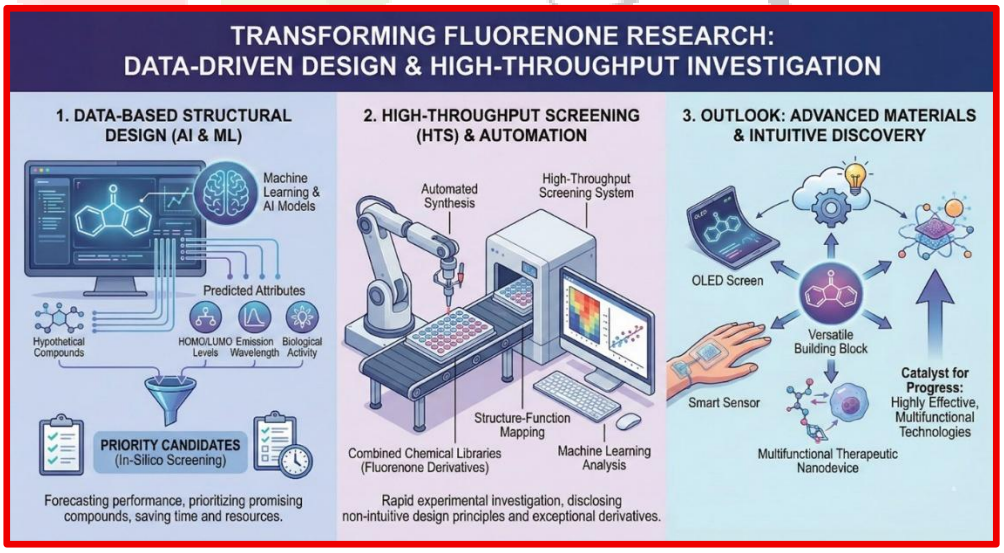

- **High-Throughput Screening (HTS):** In conjunction with computational advancements, automation synthesis and screening systems facilitate the swift experimental investigation of fluorenone's chemical space[89]. Combined collection of fluorenone Schiff bases or thiosemicarbazones may be produced and evaluated for uses, including catalytic activity or affinity for a biological target[90]. This methodology, coupled with machine learning analysis of the outcomes, is swiftly enhancing the structure-function

mappings for fluorenone, disclosing novel, non-intuitive design principles and identifying derivatives with exceptional performance[91].

- **Outlook:** Fluorenone is evolving from a comprehensively characterized building block to a catalyst for progress in innovative substances and intuitive discovery. The integration of advanced molecular design, scalable manufacturing, and data-centric research is poised to facilitate the emergence of a new era of highly effective, multifunctional technologies based on this adaptable and resilient molecular framework.

XI. Acknowledgment

R.A.S. thanks the Chemistry Department of Bhagwan Mahavir University for providing laboratory facilities, resources, and valuable guidance throughout the course of this research. The author also acknowledges the support of faculty members and colleagues whose encouragement and insights contributed to the successful completion of this work.

XII. References

1. Kumar A, Singh R, Patel M, et al. Unveiling the versatile applications of 9-fluorenone: A comprehensive review 2010–2024. *Coord Chem Rev*. 2024;521:216173. doi:10.1016/j.ccr.2024.216173
2. Kihara K, Suzuki Y, Takeuchi T. Identification of colored substances in fluorene. *Bunseki Kagaku*. 1971;20(9):1198. doi:10.2116/bunsekikagaku.20.1198
3. Zhang Y, Liu H, Chen X. Applications and chemical properties of 9-fluorenone in organic synthesis and functional materials. *Chem Eng Mater Sci J*. 2022;14(3):112-118.
4. Khan M, Iqbal J, Ahmad S, et al. Synthesis and characterization of fluorenone derivatives with electrical properties explored using density functional theory (DFT). *Sci Rep*. 2024;14:80477. doi:10.1038/s41598-024-80477-0
5. Hirai S, Banno M, Ohta K, Palit DK, Tominaga K. Subpicosecond UV-pump and IR-probe spectroscopy of 9-fluorenone in deuterated acetonitrile and methanol. *Chem Lett*. 2010;39(9):932-934. doi:10.1246/cl.2010.932
6. Nie S, Dadoo R, Zare RN. Ultrasensitive fluorescence detection of polycyclic aromatic hydrocarbons in capillary electrophoresis. *Anal Chem*. 1993;65(24):3571-3575. doi:10.1021/ac00072a007
7. Durgun E, Grossman JC. Tunable electronic structures and optical properties of fluorenone-based molecular materials by heteroatoms. *J Phys Chem A*. 2010;114(6):2266-2273. doi:10.1021/jp909594e
8. Morokuma K, Muguruma C, Sato H. Hydrogen bonding systems containing hydrogen fluoride. III. Infrared frequency shifts and CNDO/2 calculations on HF–carbonyl compound complexes. *Bull Chem Soc Jpn*. 1976;49(9):2391-2396. doi:10.1246/bcsj.49.2391
9. Rahim A, Saha P, Jha KK, Sukumar N, Sarma BK. Reciprocal carbonyl–carbonyl interactions in small molecules and proteins. *Nat Commun*. 2017;8:78. doi:10.1038/s41467-017-00081-x
10. Dolbier WR, Pooput C, Médebielle M. Nucleophilic perfluoroalkylation of aldehydes, ketones, imines, disulfides, and diselenides. *J Org Chem*. 2006;71(9):3564-3568. doi:10.1021/jo060250j
11. Hepp A. Studies on the oxidation of fluorene to fluorenone. *Tetrahedron*. 1964;20(7):1173-1179. doi:10.1016/S0040-4039(01)84993-4
12. Smith MW. Aromatic hydrocarbons from coal tar: Fluorene and its oxidation products. *RSC Adv*. 2014;4:37235-37246. doi:10.1039/C4RA04065J
13. Patel S, Rathod B, Regu S, Chak S, Shard A. A perspective on synthesis and applications of fluorenones. *ChemSelect*. 2020
14. Effect of fluorenone units on the property of polyfluorene and related polymers. *Macromolecules*. 2006;39(7):2418-2425. doi:10.1021/ma0601262
15. Neha. Unveiling the versatile applications of 9-fluorenone: A comprehensive review 2010–2024. *Coord Chem Rev*. 2024;521:216173. doi:10.1016/j.ccr.2024.216173
16. Li J, Wu Z, Zhang Y. Fluorenone-based materials: structure–property relationships and functional applications. *Prog Polym Sci*. 2023;138:101638. doi:10.1016/j.progpolymsci.2023.101638
17. Banga S, Babu SRA. Advances in functional fluorenone derivatives: structure–activity perspective and applications in sensing and therapeutics. *Org Biomol Chem*. 2025;23:9692-9712. doi:10.1039/D5OB01242B
18. Lv S, Liu X, Ding H, Cheng X, Qiu D. Unraveling the substituent group effects on the emission properties of fluorenone derivatives. *J Photochem Photobiol A Chem*. 2023;381:113337. doi:10.1016/j.jphotochem.2023.113337

19. Junaid HM, Waseem MT, Khan ZA, et al. Fluorenone-based fluorescent and colorimetric sensors for selective detection of I^- ions: applications in HeLa cell imaging and logic gate. *ACS Omega*. 2022;7(11):9730-9742. doi:10.1021/acsomega.1c07279
20. Gudeika D, Nasiri S, Mahmoudi M, Dabrovolskas K, Navozenko OM, Yashchuk VV. Design, synthesis and structure–property relationship of fluorenone-based derivatives for fluorescent OLEDs. *Mol Cryst Liq Cryst*. 2021;718(1):1-15. doi:10.1080/15421406.2020.1861516
21. Alidagi HA, Çetindere S. Synthesis and characterization of a fluorenone-based small molecule and investigation of its photophysical properties. *Cukurova Univ J Nat Appl Sci*. 2022;1(1):41-46
22. Farooq MU, Muneer M, Shahid A, et al. Synthesis and characterization of fluorenone derivatives with electrical properties explored using density functional theory (DFT). *Sci Rep*. 2024;14:29015. doi:10.1038/s41598-024-80477-0
23. Estrada LA, Yarnell JE, Neckers DC. Revisiting fluorenone photophysics via dipolar fluorenone derivatives. *J Phys Chem A*. 2011;115(24):6366-6375. doi:10.1021/jp200507j
24. Fluorene- and fluorenone-based molecules as electron transporting SAMs for photovoltaic devices. *RSC Adv*. 2024;14:10257-10272. doi:10.1039/D4RA00964A
25. Koch C, Kobayashi T, Turro NJ. Revisiting the photophysics of 9-fluorenone: Ultrafast time-resolved fluorescence and theoretical studies. *Chem Phys Lett*. 2017;686:218-222. doi:10.1016/j.cplett.2017.07.039
26. Andrews LJ, Deroulede A, Linschitz H. Photophysical processes in fluorenone. *J Phys Chem*. 1978;82(21):2150-2157. doi:10.1021/j100510a011
27. Biczók S, Nagy N, Biczók L. Fluorescence quenching of fluorenone by alcohols: spectroscopic and hydrogen bonding effects. *Bull Chem Soc Jpn*. 1996;69(7):1833-1839. doi:10.1246/bcsj.69.1833
28. Ghosh I, Mukhopadhyay A, Koner AL, Samanta S, Nau WM, Moorthy JN. Excited state properties of fluorenones: influence of substituents, solvent and macrocyclic encapsulation. *Phys Chem Chem Phys*. 2014;16(43):23894-23904. doi:10.1039/c4cp01724b
29. Eakins GL. Substituent and conjugation effects on the HOMO–LUMO bandgaps of 9-fluorenones, 9-fluorenylidenes, and related derivatives. Master's Thesis, Missouri State University; 2010
30. Kobayashi T, Itabashi Y, Iwai K, Inoue T, Ohkubo K, Asahara H. 3-Azafluorenone derivatives with small HOMO–LUMO gaps, allowing visible light absorption. *Chem Asian J*. 2025;20(23):e70415. doi:10.1002/asia.70415
31. Cappello D, et al. Tuning the properties of donor–acceptor and A–D–A molecules: modulation of HOMO–LUMO levels and implications for optoelectronic applications. *PMCID PMC9476501*. 2022
32. University of New Orleans CHEM. Oxidation to fluorenone. *Study Doc*. 2017
33. Zhang X, Ji X, Jiang S, Liu L, Weeks BL, Zhang Z. Highly efficient synthesis of 9-fluorenones from 9H-fluorenes by aerobic oxidation. *Green Chem*. 2011;13(7):1891-1896. doi:10.1039/c1gc15100j
34. Dewhurst F, Shah PK. The nuclear halogenation of fluorene, fluorenone, acenaphthene, and acenaphthenequinone by N-bromosuccinimide and N-chlorosuccinimide. *J Chem Soc C: Org*. 1970:1737-1740. doi:10.1039/J39700001737
35. Trusova M, Kutonova K, Kurtukov VV, et al. Nitration of fluorenones 1, 2a, and 2b. *ResGate*. n.d. Available from: https://www.researchgate.net/figure/Nitration-of-fluorenones-1-2a-and-2b_tbl1_233218377
36. Kurioka T, Tomita I, Inagi S. EDOT substitution site effect on fluorenone acceptor units: electrochemical polymerization and electrochromic properties of D–A systems. *Mater Today Commun*. 2024;40:109553. doi:10.1016/j.mtcomm.2024.109553
37. Hajipour AR, Abolfathi R. Efficient Heck and Suzuki–Miyaura cross-coupling reactions catalyzed by heterogeneous Pd NPs decorated porous MOF catalysts under mild conditions. *J Mol Struct*. 2024;1309:138156. doi:10.1016/j.molstruc.2024.138156
38. Musikavanhu B, Liang Y, Xue Z, Feng L, Zhao L. Strategies for improving selectivity and sensitivity of Schiff base fluorescent chemosensors for toxic and heavy metals. *Molecules*. 2023;28(19):6960. doi:10.3390/molecules28196960
39. Sushma, Sharma S, Ghosh KS. Fluorescence chemosensing and bioimaging of metal ions using Schiff base probes working through photo-induced electron transfer (PET). *Crit Rev Anal Chem*. 2024;56(2):235-266. doi:10.1080/10408347.2024.2418327
40. Al-Mahmoud SM, Al-Zoubi RM, Al-Damen MA. Versatile biological activities of thiosemicarbazones and their metal complexes. *J Mol Struct*. 2024;140511. doi:10.1016/j.molstruc.2024.140511

41. Patil SA, Patil SA, Keri RS, Budagumpi S. Study of versatile coordination modes, antibacterial and radical scavenging activities of arene ruthenium, rhodium and iridium complexes containing fluorenone-based thiosemicarbazones. *J Organomet Chem*. 2021;953:122063. doi:10.1016/j.jorganchem.2021.122063
42. Wang M, Ruskin J, Marques J, Garrison N, Lectka T. Selective fluorination of complex molecules: late-stage functionalization. *Chem Rev*. 2025;125(19):9382-9428. doi:10.1021/acs.chemrev.5c00363
43. Varma RS. "Greener" chemical syntheses using mechanochemical mixing or microwave and ultrasound irradiation. *Green Chem Lett Rev*. 2008;1(1):37-45. doi:10.1080/17518250701756991
44. Yarkov AV. Spectroscopic and physicochemical properties of 9-fluorenone and related aromatic ketones. *J Chem Inf Model*. 2016;56(4):742-748. doi:10.1021/acs.jcim.6b00000
45. Arivazhagan M, Jeyavijayan S, Thirunarayanan G. Experimental and theoretical studies of the vibrational and electronic properties of (2E)-2-[3-(1H-imidazol-1-yl)-1-phenyl-propylidene]-N-phenylhydrazinecarboxamide: An anticonvulsant agent. *Appl Sci*. 2015;5(4):955-970. doi:10.3390/app5040950
46. Kuboyama A. Electronic spectrum of fluorenone. *Bull Chem Soc Jpn*. 1964;37(10):1540-1544. doi:10.1246/bcsj.37.1540
47. Ghosh I, Mukhopadhyay A, Koner AL, Samanta S, Nau WM, Moorthy JN. Revisiting fluorenone photophysics via dipolar fluorenone derivatives. *J Phys Chem A*. 2011;115(18):4598-4607. doi:10.1021/jp200507j
48. Wang J, Li Q, Wang Z, et al. Fluorenone organic crystals: two-color luminescence switching and reversible phase transformations between π–π stacking-directed packing and hydrogen bond-directed packing. *Chem Mater*. 2014;26(7):2467-2477. doi:10.1021/cm500441r
49. Tessore F, Ugo R, et al. Aggregation-induced emission leading to two distinct emissive species in the solid-state structure of high-dipole organic chromophores. *Phys Chem Chem Phys*. 2021;23:19373-19382. doi:10.1039/D1CP02534A
50. Turro NJ, Ramamurthy V, Scaiano JC. *Modern Molecular Photochemistry of Organic Molecules*, 2nd ed. University Science Books; 2010:142-145
51. Liu Y, Xu Z, Zhang L. Photophysical properties and photochemistry of fluorenone and its derivatives: triplet formation and reactivity. *J Photochem Photobiol A Chem*. 2018;356:14-23. doi:10.1016/j.jphotochem.2017.12.022
52. Cohen S, Kasha M. Phosphorescence of aromatic carbonyl compounds. I. Fluorenone. *J Chem Phys*. 1966;45(10):4074-4081. doi:10.1063/1.1727970
53. Zhang D, Duan L, Li C, et al. Design of highly emissive donor–acceptor–donor fluorenone derivatives for organic light-emitting devices. *J Mater Chem C*. 2015;3:7527-7535. doi:10.1039/C5TC01756A
54. Liang X, Zhang Q, Zhang Q, et al. Fluorenone-based A–D–A small molecules: tuning optical and electronic properties for organic photovoltaics. *Adv Funct Mater*. 2016;26:7772-7781. doi:10.1002/adfm.201602358
55. Turro NJ, Ramamurthy V, Scaiano JC. *Modern Molecular Photochemistry of Organic Molecules*, 2nd ed. University Science Books; 2010:142-145
56. Liang X, Zhang Q, Zhang Q, et al. Fluorenone-based small molecules: tunable photophysics for organic electronics and photocatalysis. *Adv Funct Mater*. 2016;26:7772-7781. doi:10.1002/adfm.201602358
57. Sun Y, Wong MW. Donor–acceptor type organic semiconductors: structure–property–device relationships. *J Mater Chem C*. 2015;3:1163-1178. doi:10.1039/C4TC02249K
58. Liu Y, Li C, Ren Z, Yan S, Bryce MR. All-organic thermally activated delayed fluorescence materials for organic light-emitting diodes. *Nat Rev Mater*. 2018;3:18020. doi:10.1038/natrevmats.2018.20
59. Zhang D, Duan L, Li C, et al. Design strategies of donor–acceptor–donor type fluorenone derivatives for color-tunable OLEDs. *Adv Opt Mater*. 2016;4:1012-1023. doi:10.1002/adom.201600045
60. Zhang G, Cao D, Liu Z, Li G. Two-photon absorption and optical limiting properties of a new 9-branched fluorene derivative. *Acta Chim Slov*. 2008;55(2):315-319. doi:10.3987/COM-07-S(K)31
61. Chen M, Zhou Z, Wu Y, et al. Two-photon absorption properties of fluorenone derivatives for bioimaging and optical limiting. *Chem Commun*. 2019;55:14532-14535. doi:10.1039/C9CC07412H
62. Kaur N. Unveiling the versatile applications of 9-fluorenone. *Coord Chem Rev*. 2024;499:214317
63. Schottel BL, Chifotides HT, Dunbar KR. Anion–π interactions. *Chem Soc Rev*. 2008;37(1):68-83. doi:10.1039/B614208G

64. Junaid HM, Waseem MT, Khan ZA, Munir F, Sohail S, Farooq U, et al. Fluorenone-based fluorescent and colorimetric sensors for selective detection of I^- ions: applications in HeLa cell imaging and logic gate. *ACS Omega*. 2022;7(11):9730-9742. doi:10.1021/acsomega.1c07279
65. Sharma N, Kaur N. Fluorenone appended colorimetric sensor for cascade detection of fluoride and calcium gluconate with applications in solid state and logic gate systems. *ChemSelect*. 2023;8(7):e202204459. doi:10.1002/slct.202204459
66. Kaur H, Singh S, Kaur R. A fluorenone-based fluorescent chemosensor for selective detection of Cu^{2+}, Hg^{2+} and CN^- ions in aqueous media. *J Mol Liq*. 2017;238:140-148. doi:10.1016/j.molliq.2017.04.104
67. Zhao L, Li X, Zhang Q, et al. A novel fluorenone Schiff base fluorescent sensor for ratiometric pH monitoring with suppressed interference from competing ions. *J Mol Struct*. 2021;1249:131521. doi:10.1016/j.molstruc.2021.131521
68. Thangadurai TD, Nithya I, Manjubaashini N, Bhuvanesh NSP, Bharathi G, Nandhakumar R, et al. Fluorenone-based fluorescent probe for selective "turn-on" detection of pyrophosphate and alanine. *Spectrochim Acta A Mol Biomol Spectrosc*. 2018;199:465-471. doi:10.1016/j.saa.2017.11.013
69. Pommier Y. Topoisomerase I inhibitors: camptothecins and beyond. *Nat Rev Cancer*. 2006;6(10):789-802. doi:10.1038/nrc1977
70. De Clercq E. Antiviral drug discovery: ten more compounds, and ten more stories (part B). *Med Res Rev*. 2009;29(4):611-645. doi:10.1002/med.20143
71. Colović MB, Krstić DZ, Lazarević-Pašti TD, Bondžić AM, Vasić VM. Acetylcholinesterase inhibitors: pharmacology and toxicology. *Curr Neuropharmacol*. 2013;11(3):315-335. doi:10.2174/1570159X11311030006
72. Pardridge WM. The blood–brain barrier: bottleneck in brain drug development. *NeuroRx*. 2005;2(1):3-14. doi:10.1602/neurorx.2.1.3
73. da Silva CM, da Silva DL, Modolo LV, Alves RB, de Resende MA, Martins CVB, et al. Schiff bases: a short review of their antimicrobial activities. *J Adv Res*. 2011;2(1):1-8. doi:10.1016/j.jare.2010.05.004
74. Lobana TS, Sharma R, Bawa G, Khanna S. Bonding and structure trends of thiosemicarbazone derivatives of metals—an overview. *Coord Chem Rev*. 2009;253(7–8):977-1055. doi:10.1016/j.ccr.2008.07.004
75. Richardson DR, Kalinowski DS, Lau S, Jansson PJ, Lovejoy DB. Cancer cell iron metabolism and the development of potent iron chelators as anti-tumour agents. *Biochim Biophys Acta*. 2009;1790(7):702-717. doi:10.1016/j.bbagen.2008.04.003
76. Baillie TA. Targeted covalent inhibitors for drug design. *Angew Chem Int Ed*. 2016;55(43):13408-13421. doi:10.1002/anie.201602413
77. Zhao Z, Bourne PE. Progress with covalent small-molecule kinase inhibitors. *Drug Discov Today*. 2018;23(3):727-735. doi:10.1016/j.drudis.2017.11.010
78. Turro NJ, Ramamurthy V, Scaiano JC. *Principles of Molecular Photochemistry: An Introduction*. University Science Books; 2010:259-264
79. Testa B, Krämer SD. The biochemistry of drug metabolism — an introduction: Part A. *Chem Biodivers*. 2007;4(11):2266-2306. doi:10.1002/cbdv.200790152
80. Shi Y, Gao S. Recent advances of synthesis of fluorenone and fluorene containing natural products. *Tetrahedron*. 2016;72(11):1429-1445. doi:10.1016/j.tet.2016.02.022
81. Lai L, Qin C, Chui CW, Islam A, Han L, Ho CM, Wong W.Y. New fluorenone-containing organic photosensitizers for dye-sensitized solar cells. *Dyes Pigments*. 2013;98:428-436. doi:10.1016/j.dyepig.2013.03.007
82. Yao J, Yu G, Yang C, Liu Y, Zhang D, Li G, et al. Fluorenone-based small molecules: synthesis, optoelectronic properties, and applications in organic electronics. *Org Electron*. 2008;9(3):374-384. doi:10.1016/j.orgel.2007.11.001
83. Yang X, Li Z, Zhang Q, Adachi C. Star-shaped donor–acceptor molecules for thermally activated delayed fluorescence organic light-emitting diodes. *Org Electron*. 2016;33:93-101. doi:10.1016/j.orgel.2016.01.019
84. Zhang L, Wang Y, Wang F, et al. Fluorenone-based theranostic agents: design strategies for imaging and photodynamic therapy. *Biomaterials*. 2018;165:65-78. doi:10.1016/j.biomaterials.2018.01.021
85. Lee MH, Sharma A, Chang MJ, Lee J, Son S, Sessler JL, et al. Fluorogenic reaction-based prodrug conjugates as targeted cancer theranostics. *Chem Soc Rev*. 2018;47(1):28-52. doi:10.1039/C7CS00557A;

Wang Y, Zhang L, Li F, et al. Multifunctional fluorenone-based materials for bioimaging, photodynamic therapy, and controlled drug delivery. *Acta Biomater*. 2018;74:356-369. doi:10.1016/j.actbio.2018.04.025

86. Zheng Y, Cheng P, Qian X, Guan J, Shi R, Xin M, Xu J. Self-assembled organic nonlinear optical crystals based on pyridine-derived fluorenone. *Mater Chem Front*. 2023;7:698-704. doi:10.1039/D2QM01173E

87. Ananthakrishnan SJ, Varathan E, Ravindran E, Somanathan N, Subramanian V, Mandal AB, Sudha JD, Ramakrishnan R. A solution-processable fluorene–fluorenone oligomer with aggregation-induced emission enhancement. *Chem Commun*. 2013;49:10742-10745. doi:10.1039/C3CC46151C

88. Wu Z, Ramsundar B, Feinberg EN, Gomes J, Geniesse C, Pappu AS, et al. MoleculeNet: a benchmark for molecular machine learning. *Chem Sci*. 2018;9(2):513-530. doi:10.1039/C7SC02664A

89. Aykol M, Hegde V, Wolverton C, Meredig B. Materials for clean energy: high-throughput and data-driven strategies for discovery and optimization. *Curr Opin Chem Eng*. 2016;13:67-76. doi:10.1016/j.coche.2016.10.002

90. Macarron R, Banks MN, Bojanic D, et al. Impact of high-throughput screening in biomedical research. *Nat Rev Drug Discov*. 2011;10(3):188-195. doi:10.1038/nrd3368

91. Stokes JM, Yang K, Swanson K, et al. A deep learning approach to antibiotic discovery. *Cell*. 2020;180(4):688-702.e13. doi:10.1016/j.cell.2020.01.021